



## Minnesota Public Schools

### Advanced Placement Program Participation & Performance

In Minnesota, the AP Program is growing steadily in public schools with marked increases in the number of low-income, African-American, and Latino students.

#### Overall Participation and Performance

In 2004: 15144 MN public school students took AP Exams

In 2005: 16409 MN public school students took AP Exams

**8.4% increase in number of students participating**

In 2004: 23370 AP Exams taken by MN public school students

In 2005: 25405 AP Exams taken by MN public school students

**8.7% increase in number of exams taken**

In 2004: 15468 MN public school exams scored 3+

In 2005: 16826 MN public school exams scored 3+

**8.8% increase in the number of exams scoring 3+**

- Since 2000, the number of AP Exams taken by MN public school students has grown by 8585.
- By way of contrast, the number of AP Exams taken by MN public school students from 1995 to 2000 grew by 8568.
- Since 2000, the number of AP Exams receiving a grade of 3 or higher by MN public school students has grown by 6558.
- By way of contrast, the number of AP Exams receiving a grade of 3 or higher by MN public school students from 1995 to 2000 grew by 5564.

#### Low-income Student Participation

- Since 2000, the number of AP Exams taken by low-income MN public school students has grown by 914.
- By way of contrast, the number of AP Exams taken by low-income MN public school students from 1995 to 2000 grew by 80.

*\*\*For 1995 and 2000, the totals are listed by the number of fee reductions (low-income and other); this was not broken out in the data at this time. For 2005, the totals are listed by the number of fee reductions only for students from low-income families.*

#### African-American Student Participation

- Since 2000, the number of AP Exams taken by African-American MN public school students has grown by 193.
- By way of contrast, the number of AP Exams taken by African-American MN public school students from 1995 to 2000 grew by 111.

#### Latino Student Participation

- Since 2000, the number of AP Exams taken by Latino MN public school students has grown by 157.
- By way of contrast, the number of AP Exams taken by MN public school students from 1995 to 2000 grew by 117.

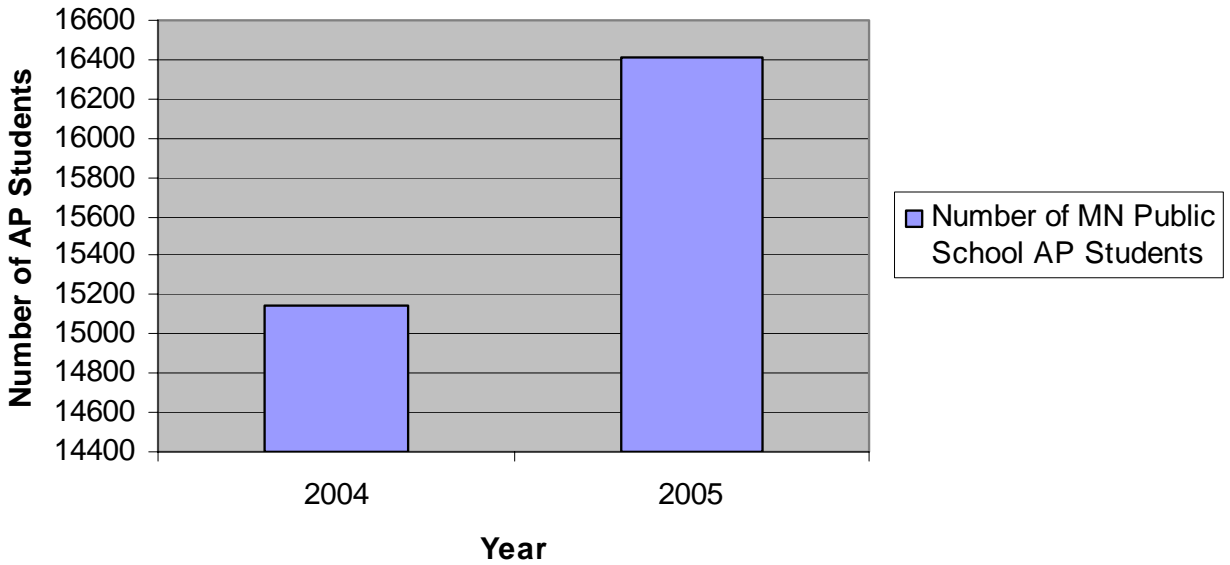
A 1999 study by the U.S. Department of Education found that participation in rigorous, college-level courses such as AP courses was the best indicator of whether a student would successfully complete a bachelor's degree. The State of Minnesota deserves commendation for its commitment to helping students, particularly traditionally underserved minority and low-income students, prepare themselves for college success by taking AP courses and exams.

---

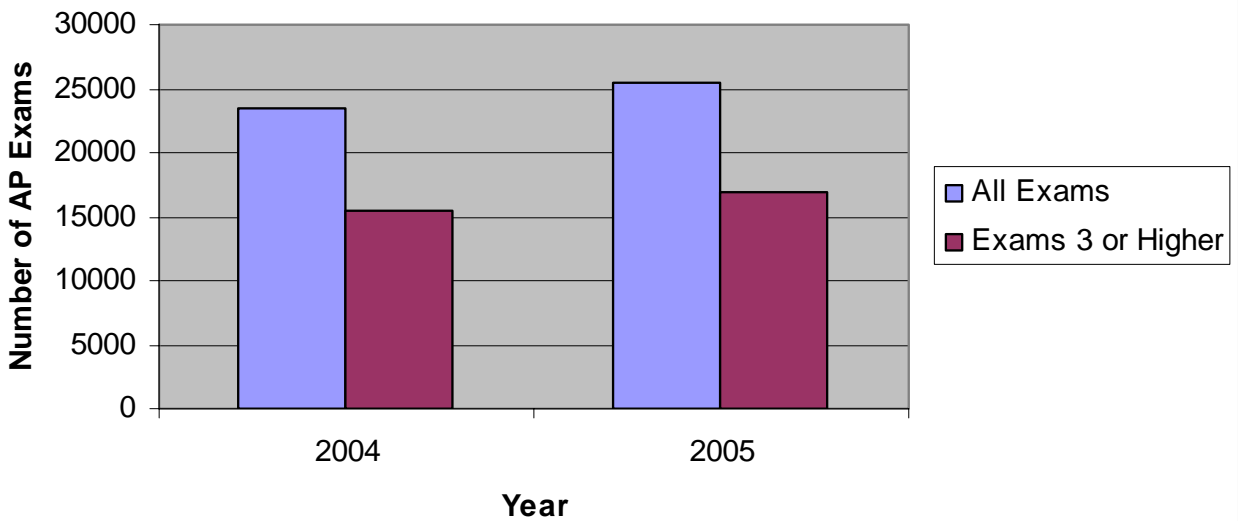
## Why Is Access to AP Important?

- **45%** of students **who have taken one AP course** and **61%** of students **who have taken two or more AP courses** are **completing their bachelor's degrees in four years or less.**
- **Only 29%** of students who enroll in colleges **without having taken AP** are **completing** their bachelor's degrees **on schedule.**
- **60%** of all recent high school graduates entering a community college last year **needed** to take **at least one remedial course.**

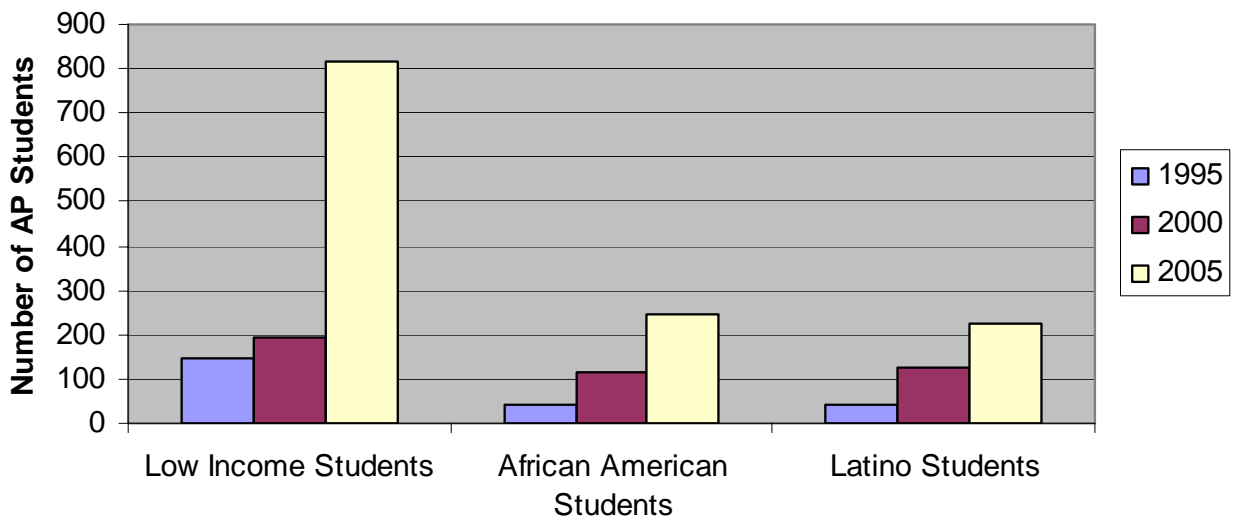
### Minnesota Public School AP Participation 2004-2005



### Minnesota Public School Overall AP Participation and Performance 2004-2005



**Minnesota Public School AP Participation by Underserved Students 1995-2005**



**Minnesota Public School AP Participation by Underserved Students by Year 1995-2005**

