

Florida Public Schools

Advanced Placement: Student Participation

17.1% increase in the number of students participating between 2005 and 2006

In 2006: 90,681 Florida Public School Students took AP Exams

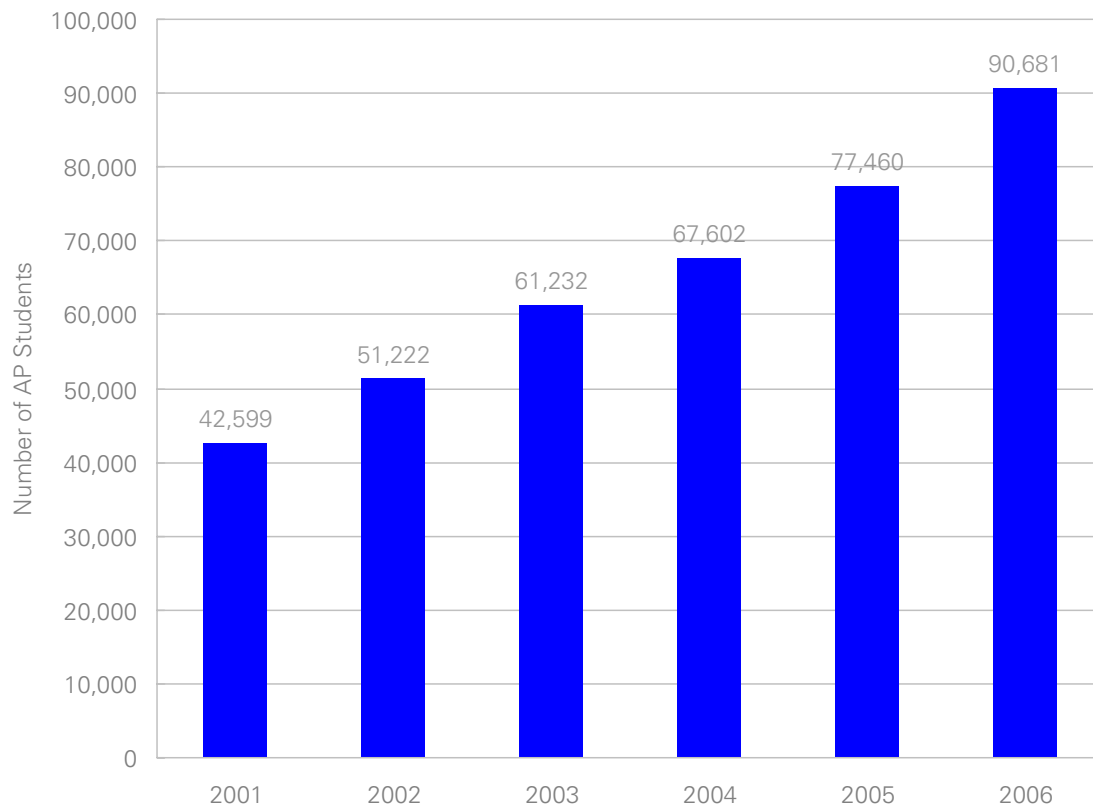
In 2005: 77,460 Florida Public School Students took AP Exams

In 2001: 42,599 Florida Public School Students took AP Exams

In 1996: 28,491 Florida Public School Students took AP Exams

- Since 2001, the number of Florida Public School students participating in AP increased by 48,082 or 112.9%.
- In comparison, between 1996 and 2001, the number of Florida Public School students participating in AP increased by 14,108 or 49.5%.

Florida Public School Student AP Participation: 2001-2006



Florida: AP Students by Year

Florida Public Schools

Advanced Placement: Exams Taken

17.2% increase in the number of AP Exams taken between 2005 and 2006

In 2006: Florida Public School Students took 163,552 AP Exams

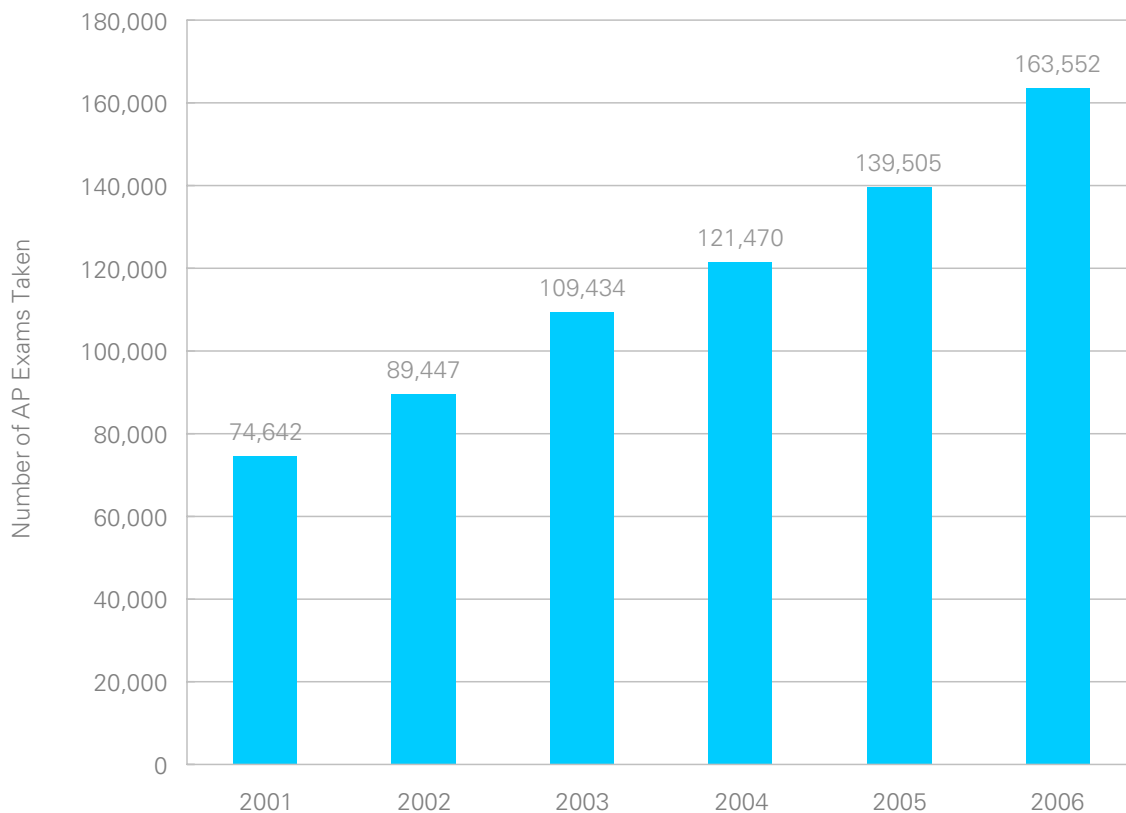
In 2005: Florida Public School Students took 139,505 AP Exams

In 2001: Florida Public School Students took 74,642 AP Exams

In 1996: Florida Public School Students took 47,672 AP Exams

- Since 2001, the number of AP Exams taken by Florida Public School students increased by 88,910 or 119.1%.
- In comparison, between 1996 and 2001, the number of AP Exams taken by Florida Public School students increased by 26,970 or 56.6%.

AP Exams taken by Florida Public School Students: 2001-2006



Florida: AP Exams by Year

Florida Public Schools

Advanced Placement: Exams Scored 3 or higher

11.8% increase in the number of AP Exams scored 3 or higher between 2005 and 2006

In 2006: Florida Public School Students scored 3 or higher on 73,970 AP Exams

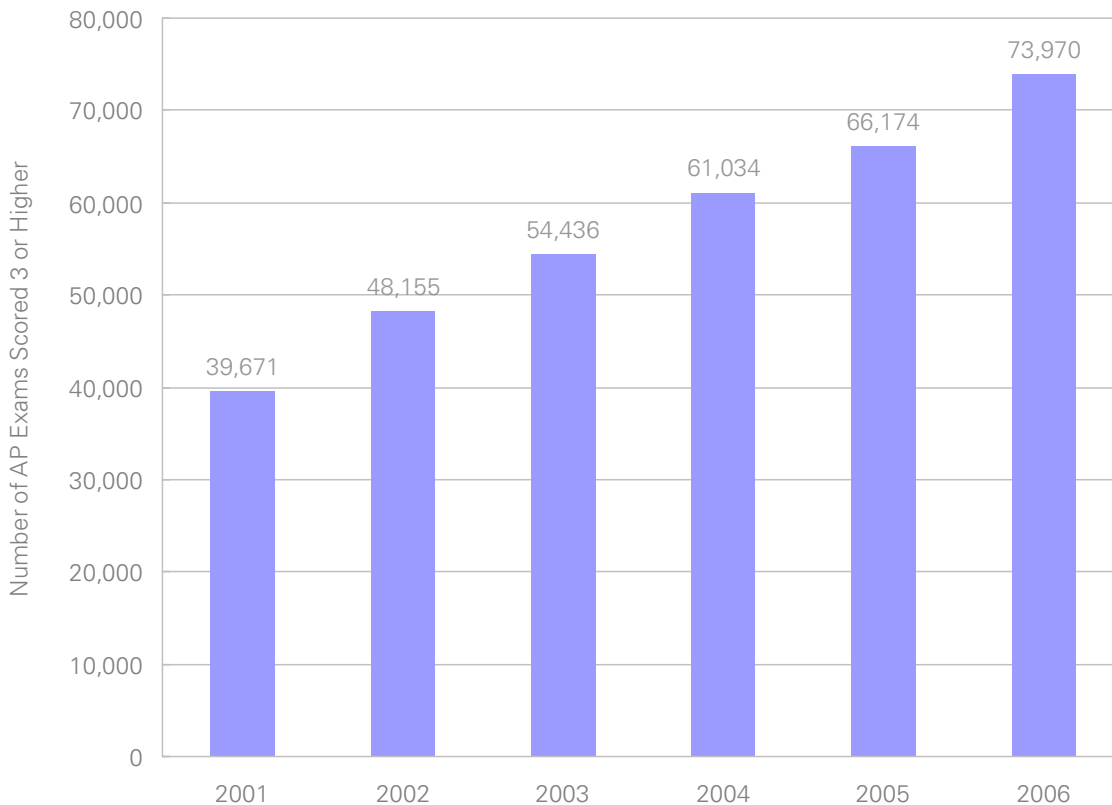
In 2005: Florida Public School Students scored 3 or higher on 66,174 AP Exams

In 2001: Florida Public School Students scored 3 or higher on 39,671 AP Exams

In 1996: Florida Public School Students scored 3 or higher on 24,728 AP Exams

- Since 2001, the number of AP Exams scored 3 or higher taken by Florida Public School students increased by 34,299 or 86.5%.
- In comparison, between 1996 and 2001, the number of AP Exams scored 3 or higher taken by Florida Public School students increased by 14,943 or 60.4%.

AP Exams Scored 3 or Higher by Florida Public School Students: 2001-2006



Florida: AP Exams 3 or Higher by Year

Florida Public Schools

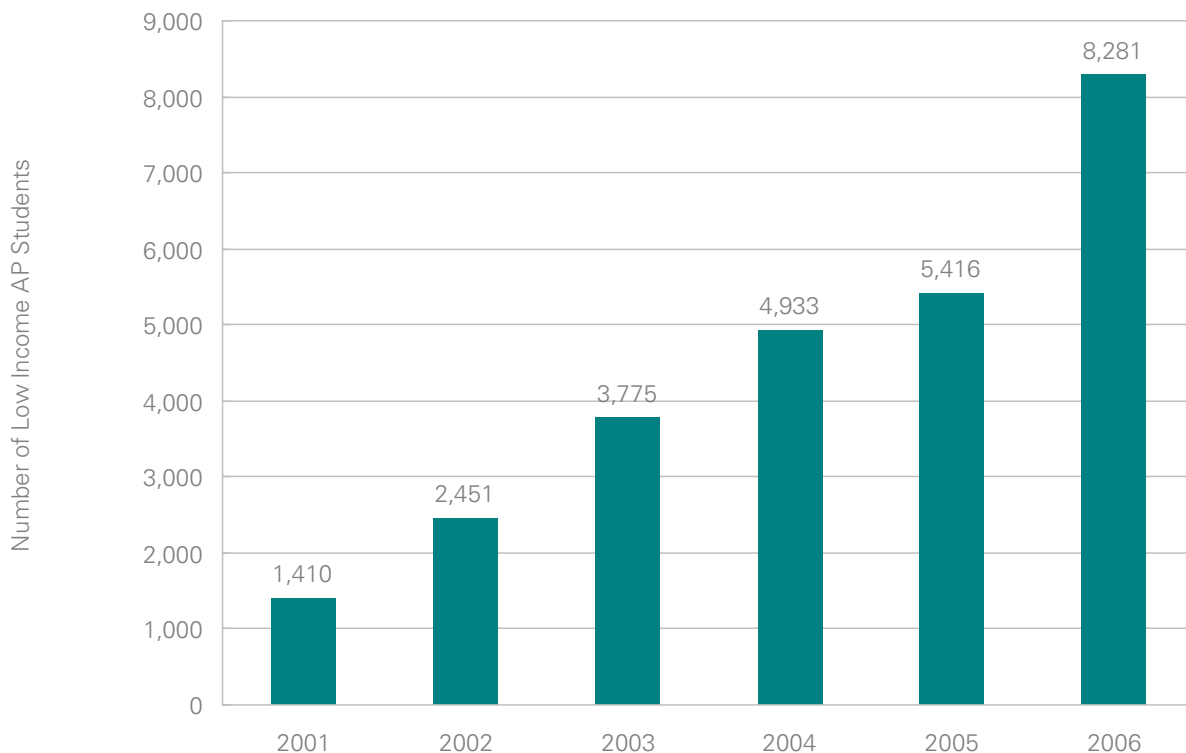
Exams Taken by Low Income Students

- Since 2001, the number of AP Exams taken by Low Income Florida Public School students increased by 11,500 (to 13,626).
- In comparison, the number of AP Exams taken by Low Income Florida Public School students between 1996 and 2001 increased by 731.*

Participation among Low Income Students

- Since 2001, the number of Low Income AP Public School students has increased by 6,871 (to 8,281).
- In comparison, the number of AP of Low Income AP Public School students between 1996 and 2001 increased by 483.*

Florida Public School Student AP Participation among Low Income Students: 2001-2006



Florida: Low Income AP Students by Year

*Low income students are identified by exam fee waivers. Fee waivers are awarded for a variety of reasons, including financial need. Prior to 2002, fee waivers were not categorized by type (financial need or other) and all exams with fee waivers were regarded as having been taken by low income students. In 2002 and thereafter, only financially motivated fee waivers are used to identify exams taken by low income students.

Florida Public Schools

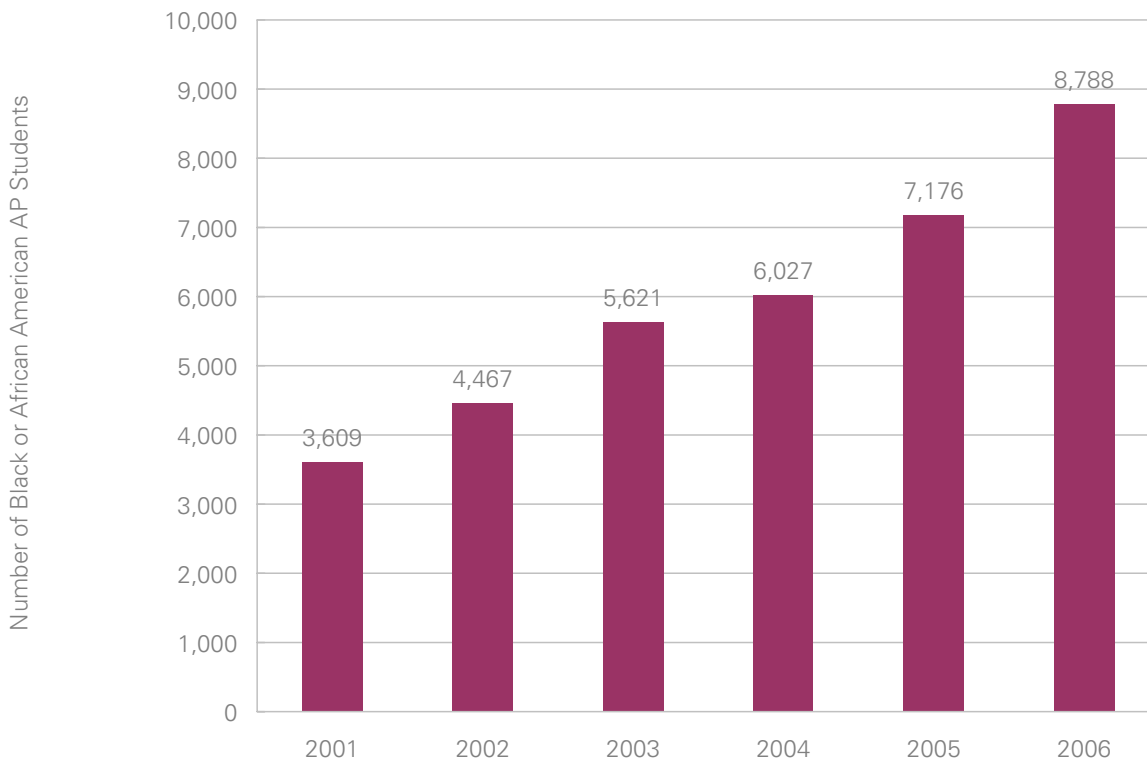
Exams Taken by Black or African American Students:

- Since 2001, the number of AP Exams taken by Black or African American Florida Public School students has increased by 8,446 (to 14,077).
- In comparison, the number of AP Exams taken by Black or African American Florida Public School students between 1996 and 2001 increased by 1,955.

Participation among Black or African American Students:

- Since 2001, the number of Black or African American AP Public School students has increased by 5,179 (to 8,788).
- In comparison, the number of AP of Black or African American AP Public School students between 1996 and 2001 increased by 1,274.

Florida Public School Student AP Participation among Black or African American Students: 2001-2006



Florida: AP Black or African American Students by Year

Florida Public Schools

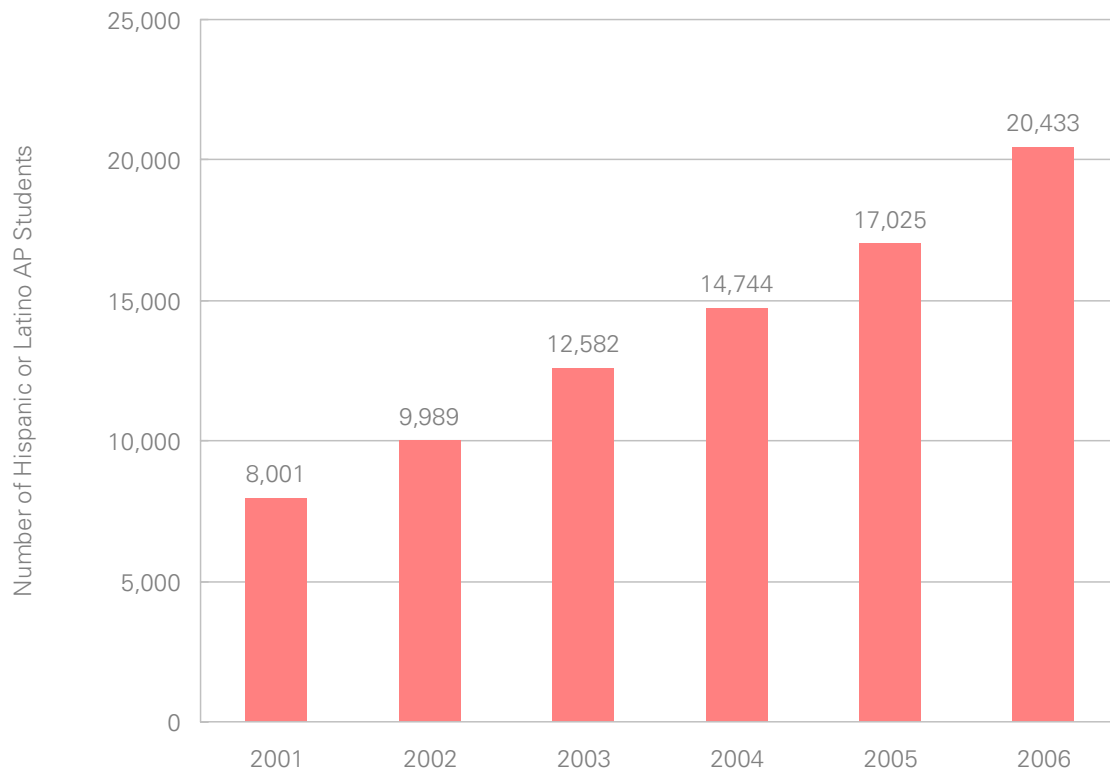
Exams Taken by Hispanic or Latino Students:

- Since 2001, the number of AP Exams taken by Hispanic or Latino Florida Public School students has increased by 21,909 (to 35,015).
- By contrast, the number of AP Exams taken by Hispanic or Latino Florida Public School students between 1996 and 2001 increased by 5,330.

Participation among Hispanic or Latino Students:

- Since 2001, the number of Hispanic or Latino AP Public School students increased by 12,432 (to 20,433).
- In comparison, the number of AP of Hispanic or Latino AP Public School students between 1996 and 2001 increased by 3,116.

Florida Public School Student AP Participation among Hispanic or Latino Students: 2001-2006



Florida: AP Hispanic or Latino Students by Year

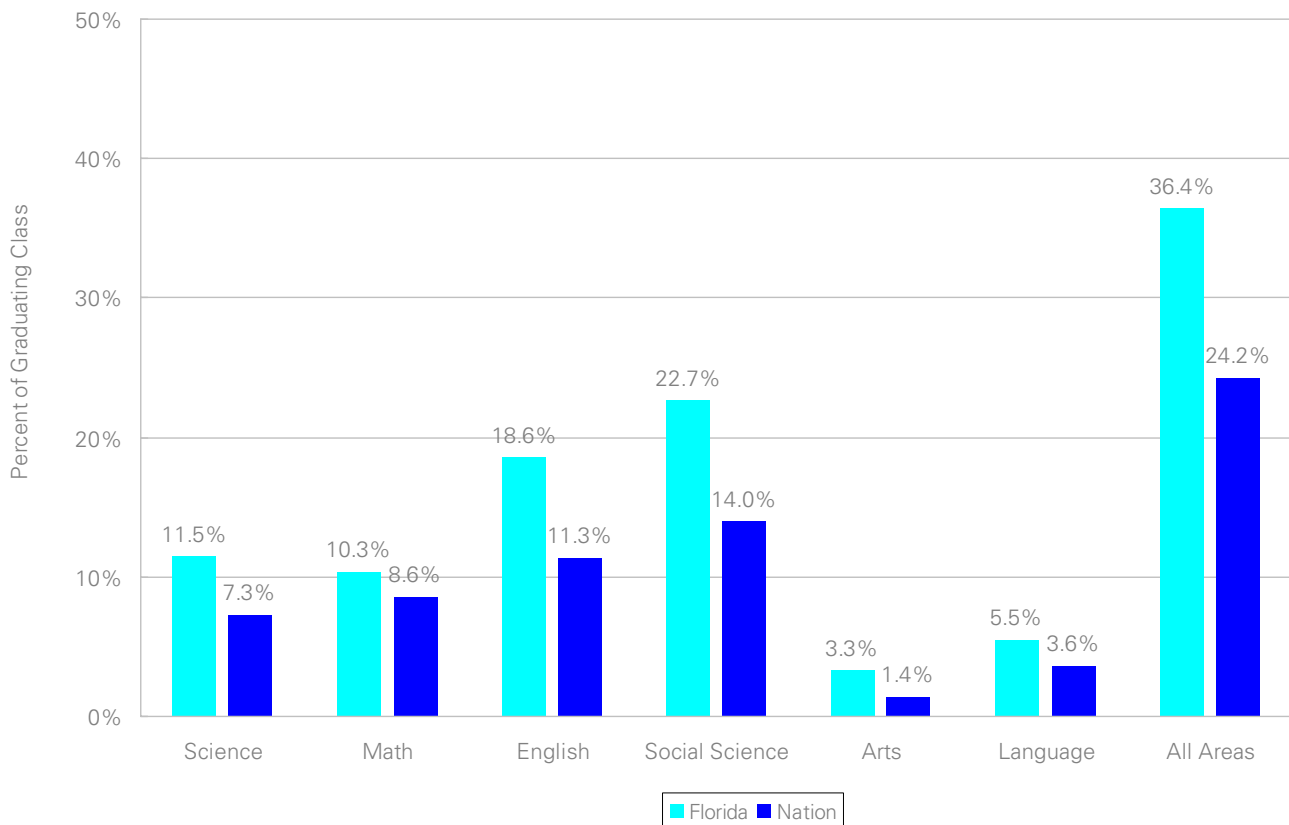
Florida Public Schools

Cohort Data from the Public School Graduating Class of 2006**

AP Participation: The Graduating Class of 2006

- In Florida, 36.4% of the Public School graduating class of 2006 has taken an AP Exam at some point in their high school career: this compares to 24.2% for the Nation.
- In Florida, 22.7% of the Public School graduating class of 2006 took one or more Social Science AP Exams: more than any other subject area.***

Percent of the Florida Public School Graduating Seniors Class of 2006 who have taken an AP Exam during High School by Subject Area



**The graduating class of 2006 is the overall number of public school students graduating from high school in 2006, as projected in *Knocking at the College Door* (2003), Western Interstate Commission for Higher Education.

***Science is comprised of Biology, Chemistry, Environmental Science, Physics B, Physics C: Electricity & Magnetism, and Physics C: Mechanics. Math is comprised of Calculus AB, Calculus BC, Computer Science A, Computer Science AB, and Statistics. English is comprised of English Language & Composition and English Literature & Composition. Social Science is comprised of Economics Macro, Economics Micro, European History, Government & Politics Comparative, Government & Politics U.S., Human Geography, Psychology, U.S. History, and World History. Arts is comprised of Art History, Music Theory, Studio Art: 2-D Design, Studio Art: 3-D Design, and Studio Art: Drawing. Language is comprised of French Literature, French Language, German Language, Italian Language and Culture, Latin Literature, Latin Vergil, Spanish Language, and Spanish Literature.

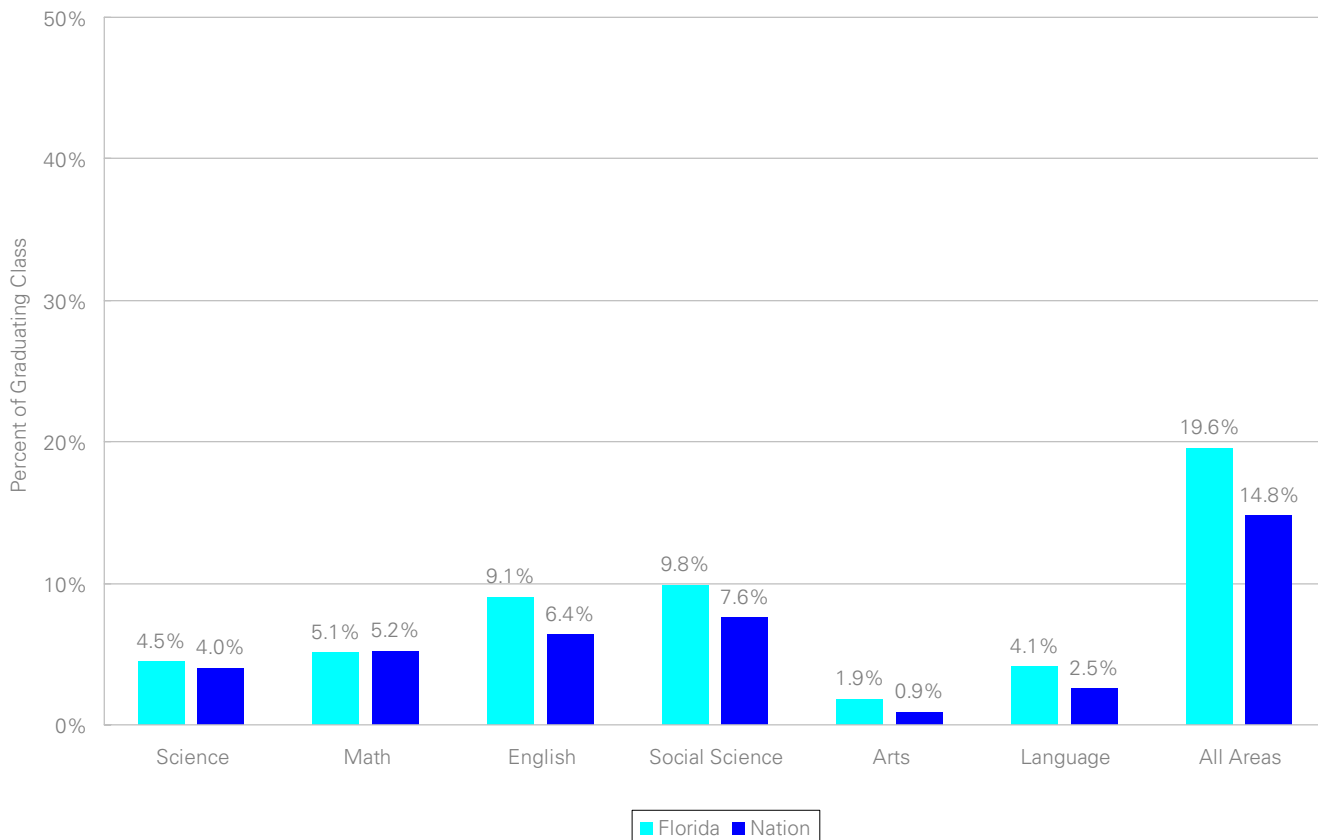
Florida Public Schools

Cohort Data from the Public School Graduating Class of 2006**

AP Performance: The Graduating Class of 2006

- In Florida, 19.6% of the Public School graduating class of 2006 scored 3 or higher on an AP Exam at some point in their high school career: this compares to 14.8% for the Nation.
- In Florida, 9.8% of the Public School graduating class of 2006 scored 3 or higher on one or more Social Science AP Exams: more than any other subject area.***

Percent of the AP Florida Public School Graduating Seniors Class of 2006 who scored 3 or higher on an AP Exam during High School by Subject Area



**The graduating class of 2006 is the overall number of public school students graduating from high school in 2006, as projected in *Knocking at the College Door* (2003), Western Interstate Commission for Higher Education.

***Science is comprised of Biology, Chemistry, Environmental Science, Physics B, Physics C: Electricity & Magnetism, and Physics C: Mechanics. Math is comprised of Calculus AB, Calculus BC, Computer Science A, Computer Science AB, and Statistics. English is comprised of English Language & Composition and English Literature & Composition. Social Science is comprised of Economics Macro, Economics Micro, European History, Government & Politics Comparative, Government & Politics U.S., Human Geography, Psychology, U.S. History, and World History. Arts is comprised of Art History, Music Theory, Studio Art: 2-D Design, Studio Art: 3-D Design, and Studio Art: Drawing. Language is comprised of French Literature, French Language, German Language, Italian Language and Culture, Latin Literature, Latin Vergil, Spanish Language, and Spanish Literature.