

Georgia Public Schools

Advanced Placement: Student Participation

21.6% increase in the number of students participating between 2005 and 2006

In 2006: 37,968 Georgia Public School Students took AP Exams

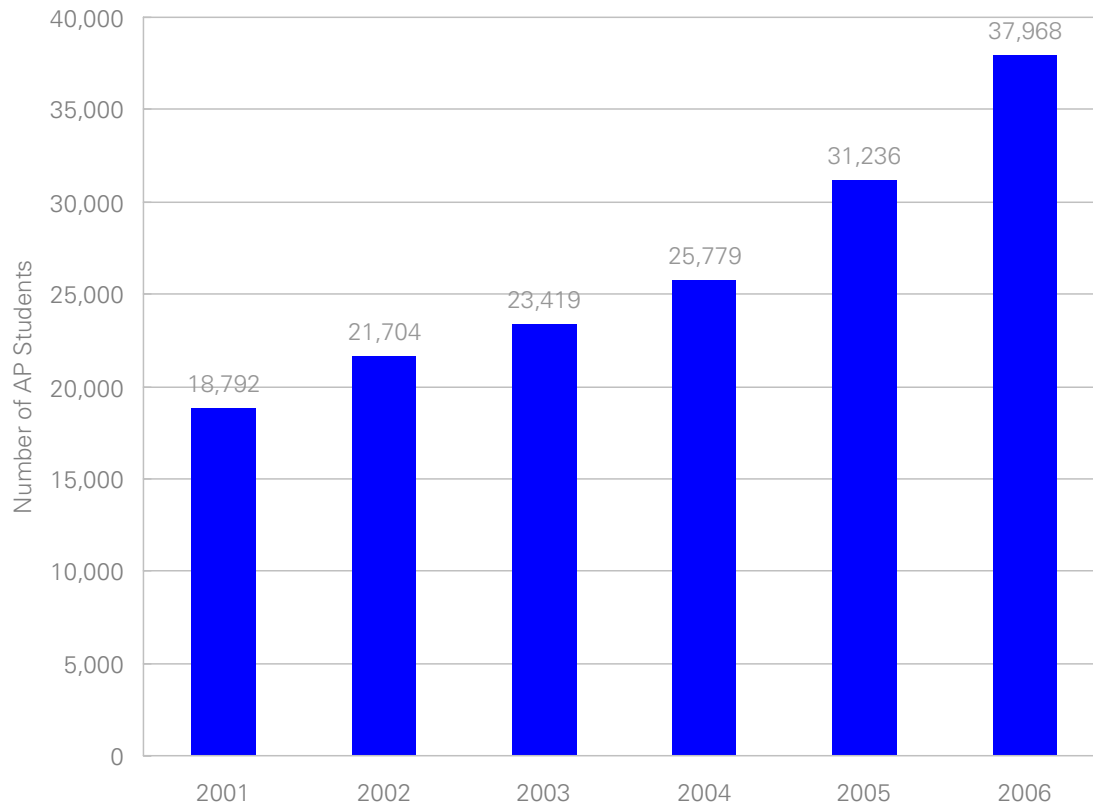
In 2005: 31,236 Georgia Public School Students took AP Exams

In 2001: 18,792 Georgia Public School Students took AP Exams

In 1996: 10,383 Georgia Public School Students took AP Exams

- Since 2001, the number of Georgia Public School students participating in AP increased by 19,176 or 102.0%.
- In comparison, between 1996 and 2001, the number of Georgia Public School students participating in AP increased by 8,409 or 81.0%.

Georgia Public School Student AP Participation: 2001-2006



Georgia: AP Students by Year

Georgia Public Schools

Advanced Placement: Exams Taken

22.4% increase in the number of AP Exams taken between 2005 and 2006

In 2006: Georgia Public School Students took 60,306 AP Exams

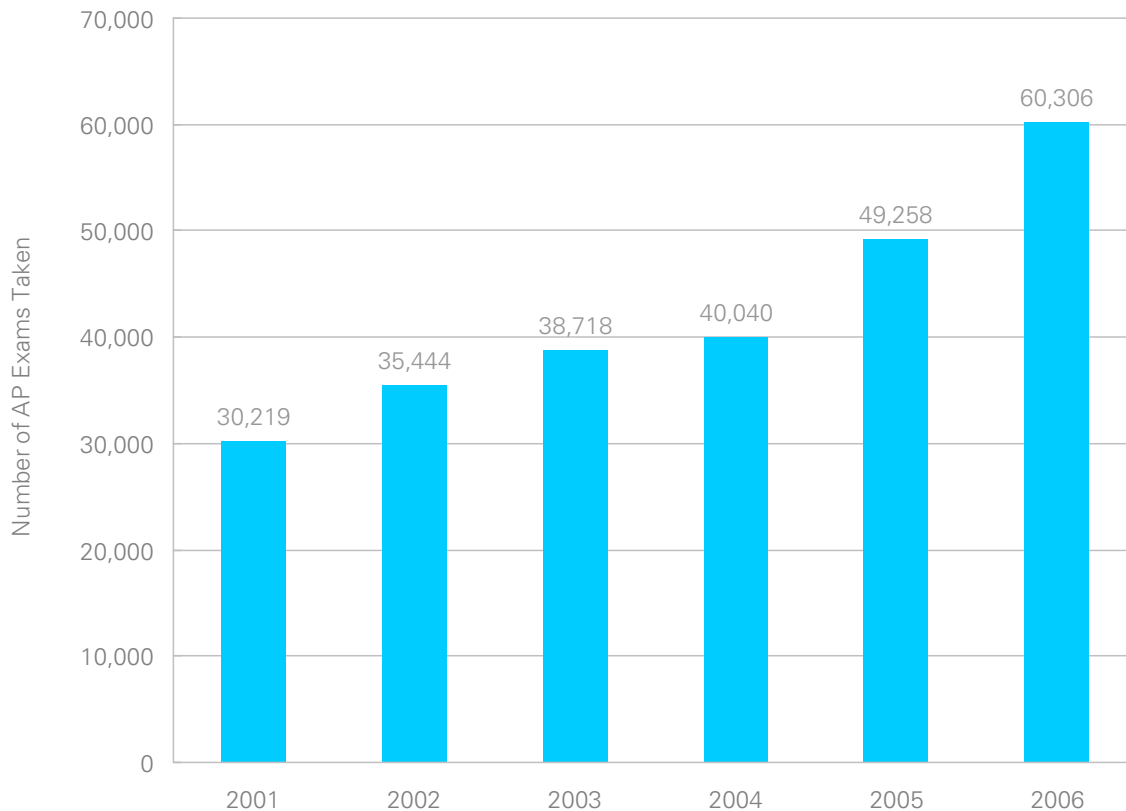
In 2005: Georgia Public School Students took 49,258 AP Exams

In 2001: Georgia Public School Students took 30,219 AP Exams

In 1996: Georgia Public School Students took 15,008 AP Exams

- Since 2001, the number of AP Exams taken by Georgia Public School students increased by 30,087 or 99.6%.
- In comparison, between 1996 and 2001, the number of AP Exams taken by Georgia Public School students increased by 15,211 or 101.4%.

AP Exams taken by Georgia Public School Students: 2001-2006



Georgia: AP Exams by Year

Georgia Public Schools

Advanced Placement: Exams Scored 3 or higher

19.2% increase in the number of AP Exams scored 3 or higher between 2005 and 2006

In 2006: Georgia Public School Students scored 3 or higher on 32,005 AP Exams

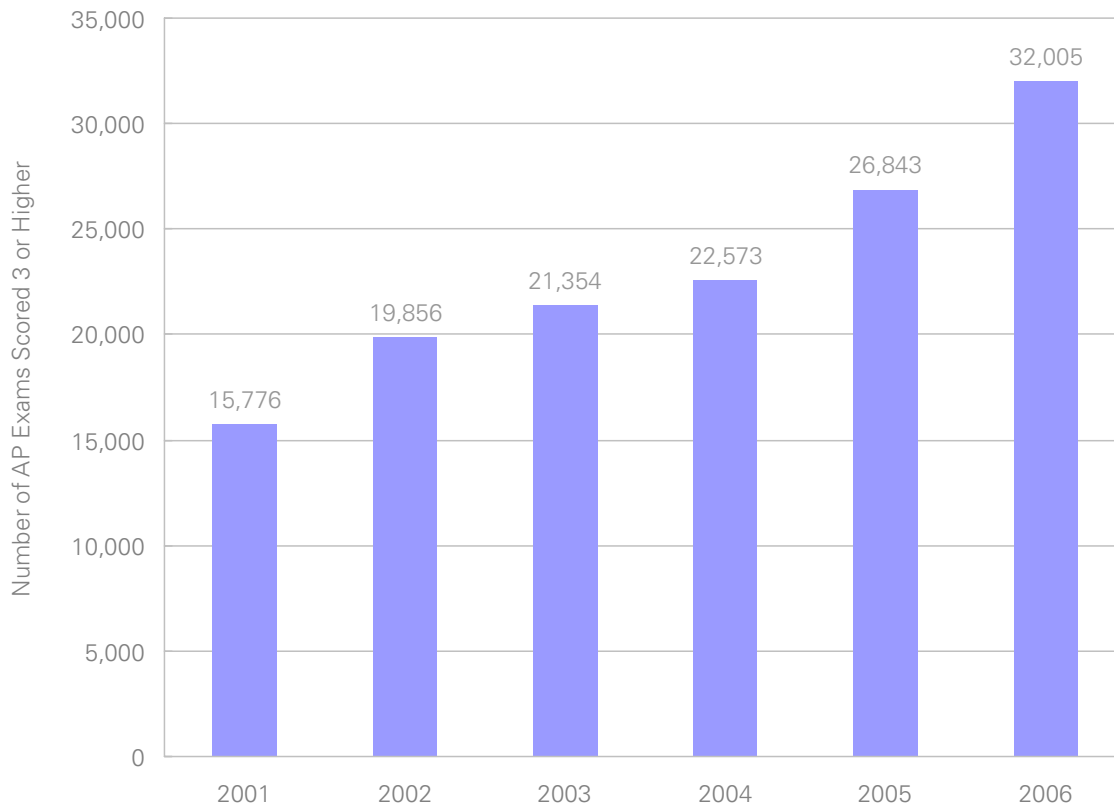
In 2005: Georgia Public School Students scored 3 or higher on 26,843 AP Exams

In 2001: Georgia Public School Students scored 3 or higher on 15,776 AP Exams

In 1996: Georgia Public School Students scored 3 or higher on 9,346 AP Exams

- Since 2001, the number of AP Exams scored 3 or higher taken by Georgia Public School students increased by 16,229 or 102.9%.
- In comparison, between 1996 and 2001, the number of AP Exams scored 3 or higher taken by Georgia Public School students increased by 6,430 or 68.8%.

AP Exams Scored 3 or Higher by Georgia Public School Students: 2001-2006



Georgia: AP Exams 3 or Higher by Year

Georgia Public Schools

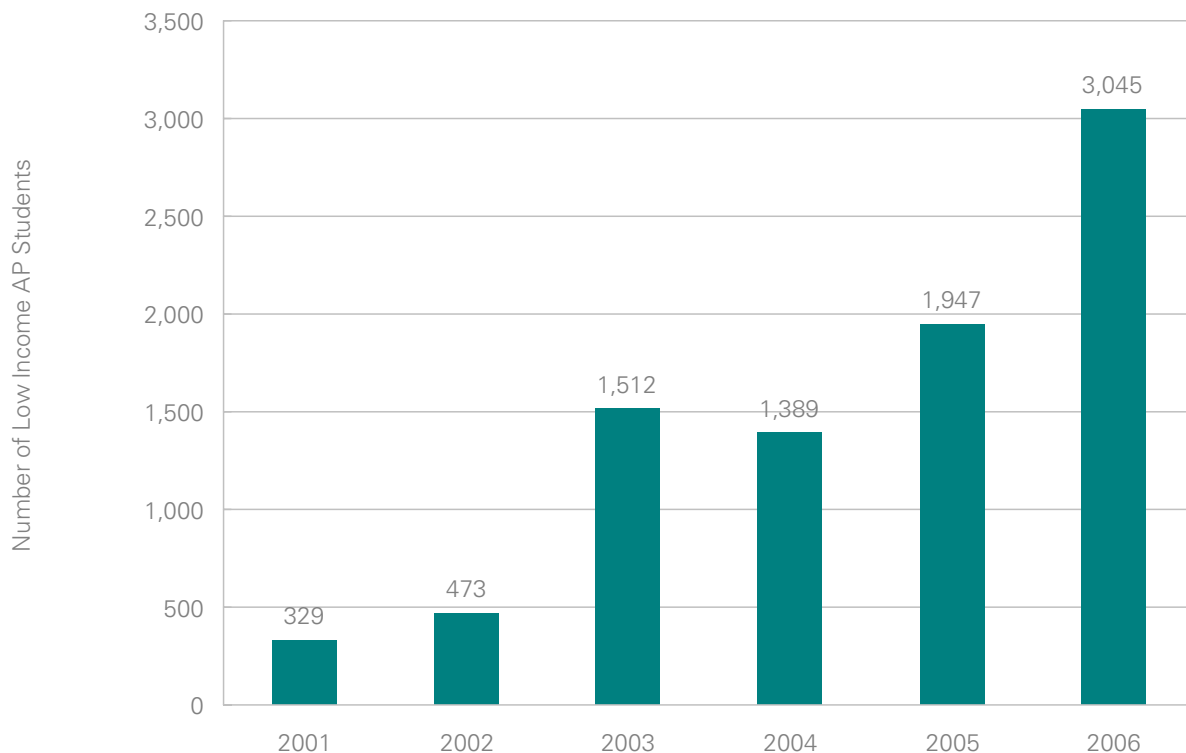
Exams Taken by Low Income Students

- Since 2001, the number of AP Exams taken by Low Income Georgia Public School students increased by 3,901 (to 4,341).
- In comparison, the number of AP Exams taken by Low Income Georgia Public School students between 1996 and 2001 decreased by 21.*

Participation among Low Income Students

- Since 2001, the number of Low Income AP Public School students has increased by 2,716 (to 3,045).
- In comparison, the number of AP of Low Income AP Public School students between 1996 and 2001 increased by 9.*

Georgia Public School Student AP Participation among Low Income Students: 2001-2006



Georgia: Low Income AP Students by Year

*Low income students are identified by exam fee waivers. Fee waivers are awarded for a variety of reasons, including financial need. Prior to 2002, fee waivers were not categorized by type (financial need or other) and all exams with fee waivers were regarded as having been taken by low income students. In 2002 and thereafter, only financially motivated fee waivers are used to identify exams taken by low income students.

Georgia Public Schools

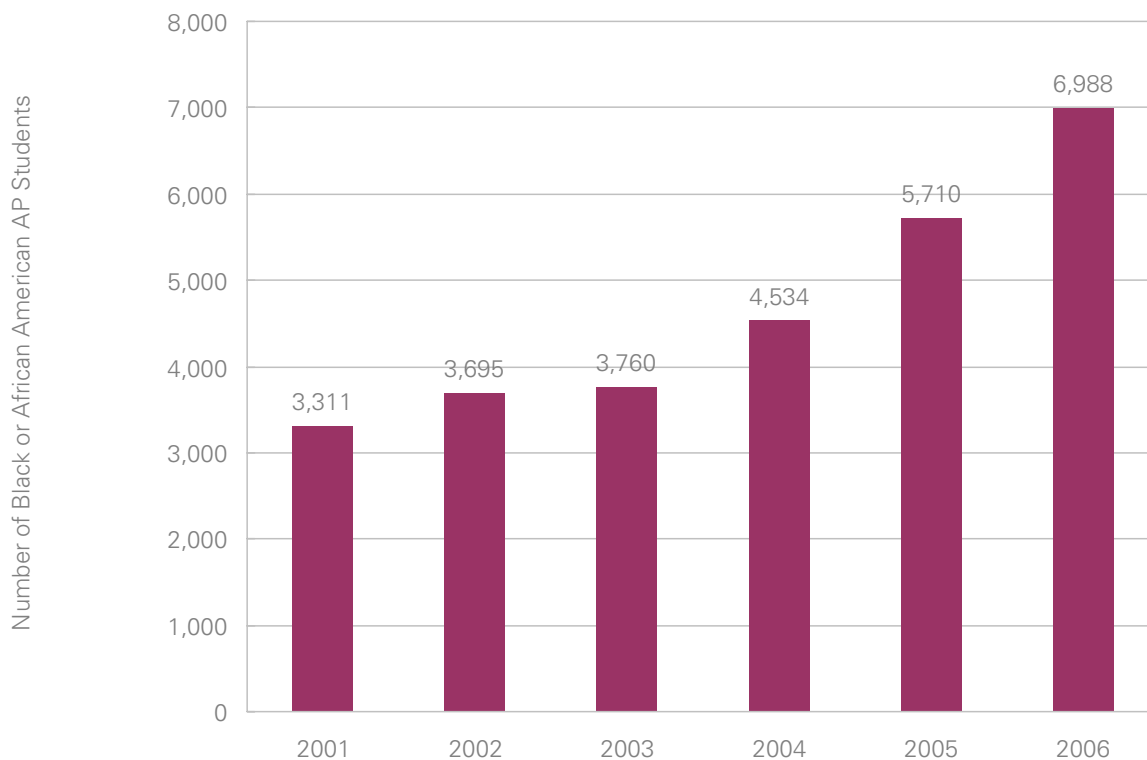
Exams Taken by Black or African American Students:

- Since 2001, the number of AP Exams taken by Black or African American Georgia Public School students has increased by 4,825 (to 9,641).
- In comparison, the number of AP Exams taken by Black or African American Georgia Public School students between 1996 and 2001 increased by 3,373.

Participation among Black or African American Students:

- Since 2001, the number of Black or African American AP Public School students has increased by 3,677 (to 6,988).
- In comparison, the number of AP of Black or African American AP Public School students between 1996 and 2001 increased by 2,216.

Georgia Public School Student AP Participation among Black or African American Students: 2001-2006



Georgia: AP Black or African American Students by Year

Georgia Public Schools

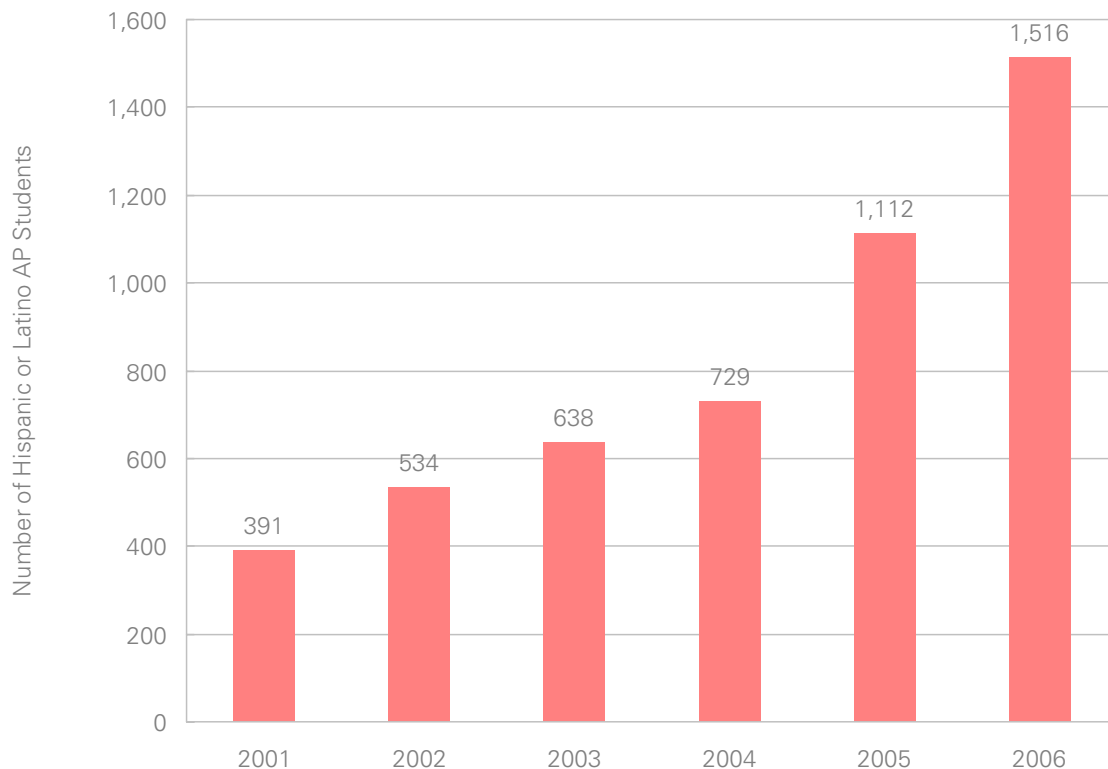
Exams Taken by Hispanic or Latino Students:

- Since 2001, the number of AP Exams taken by Hispanic or Latino Georgia Public School students has increased by 1,650 (to 2,268).
- By contrast, the number of AP Exams taken by Hispanic or Latino Georgia Public School students between 1996 and 2001 increased by 419.

Participation among Hispanic or Latino Students:

- Since 2001, the number of Hispanic or Latino AP Public School students increased by 1,125 (to 1,516).
- In comparison, the number of AP of Hispanic or Latino AP Public School students between 1996 and 2001 increased by 253.

Georgia Public School Student AP Participation among Hispanic or Latino Students: 2001-2006



Georgia: AP Hispanic or Latino Students by Year

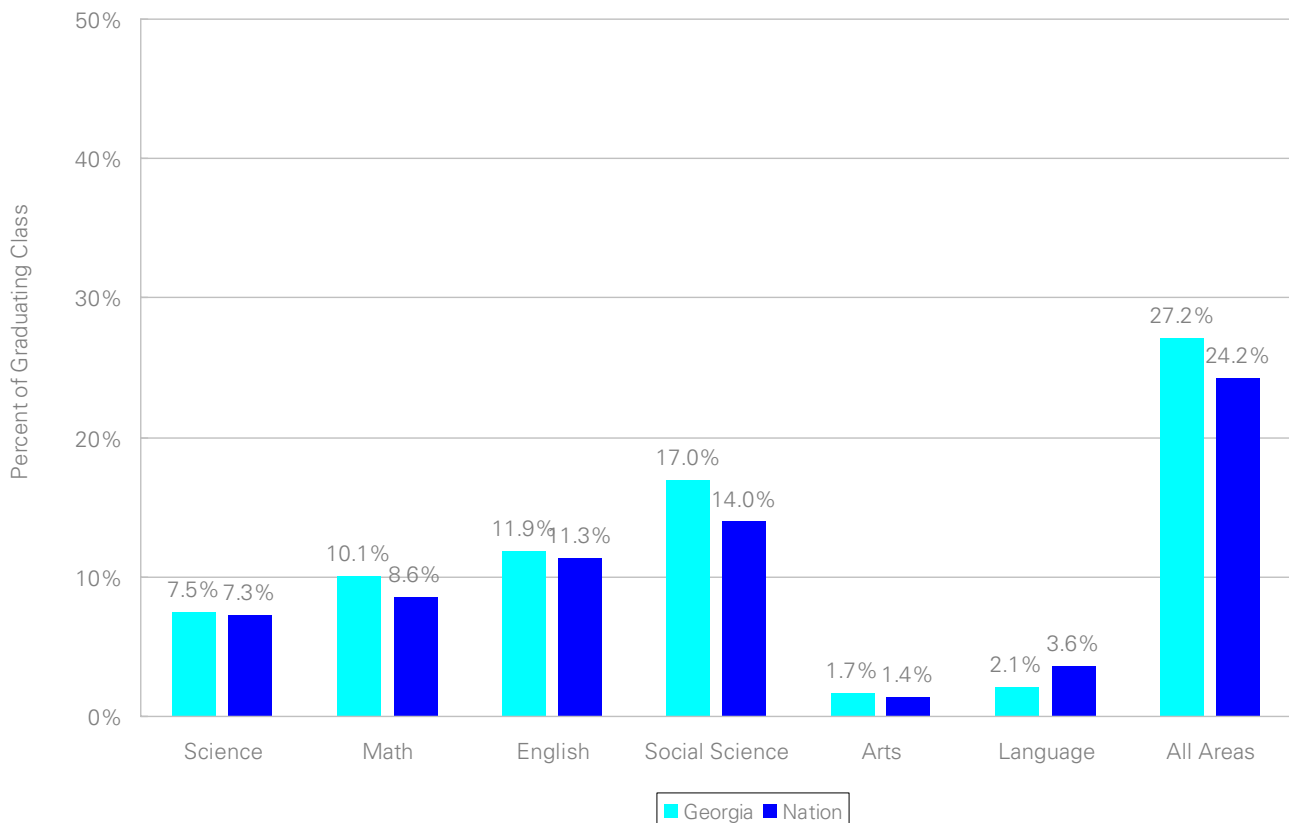
Georgia Public Schools

Cohort Data from the Public School Graduating Class of 2006**

AP Participation: The Graduating Class of 2006

- In Georgia, 27.2% of the Public School graduating class of 2006 has taken an AP Exam at some point in their high school career: this compares to 24.2% for the Nation.
- In Georgia, 17.0% of the Public School graduating class of 2006 took one or more Social Science AP Exams: more than any other subject area.***

Percent of the Georgia Public School Graduating Seniors Class of 2006 who have taken an AP Exam during High School by Subject Area



**The graduating class of 2006 is the overall number of public school students graduating from high school in 2006, as projected in *Knocking at the College Door* (2003), Western Interstate Commission for Higher Education.

***Science is comprised of Biology, Chemistry, Environmental Science, Physics B, Physics C: Electricity & Magnetism, and Physics C: Mechanics. Math is comprised of Calculus AB, Calculus BC, Computer Science A, Computer Science AB, and Statistics. English is comprised of English Language & Composition and English Literature & Composition. Social Science is comprised of Economics Macro, Economics Micro, European History, Government & Politics Comparative, Government & Politics U.S., Human Geography, Psychology, U.S. History, and World History. Arts is comprised of Art History, Music Theory, Studio Art: 2-D Design, Studio Art: 3-D Design, and Studio Art: Drawing. Language is comprised of French Literature, French Language, German Language, Italian Language and Culture, Latin Literature, Latin Vergil, Spanish Language, and Spanish Literature.

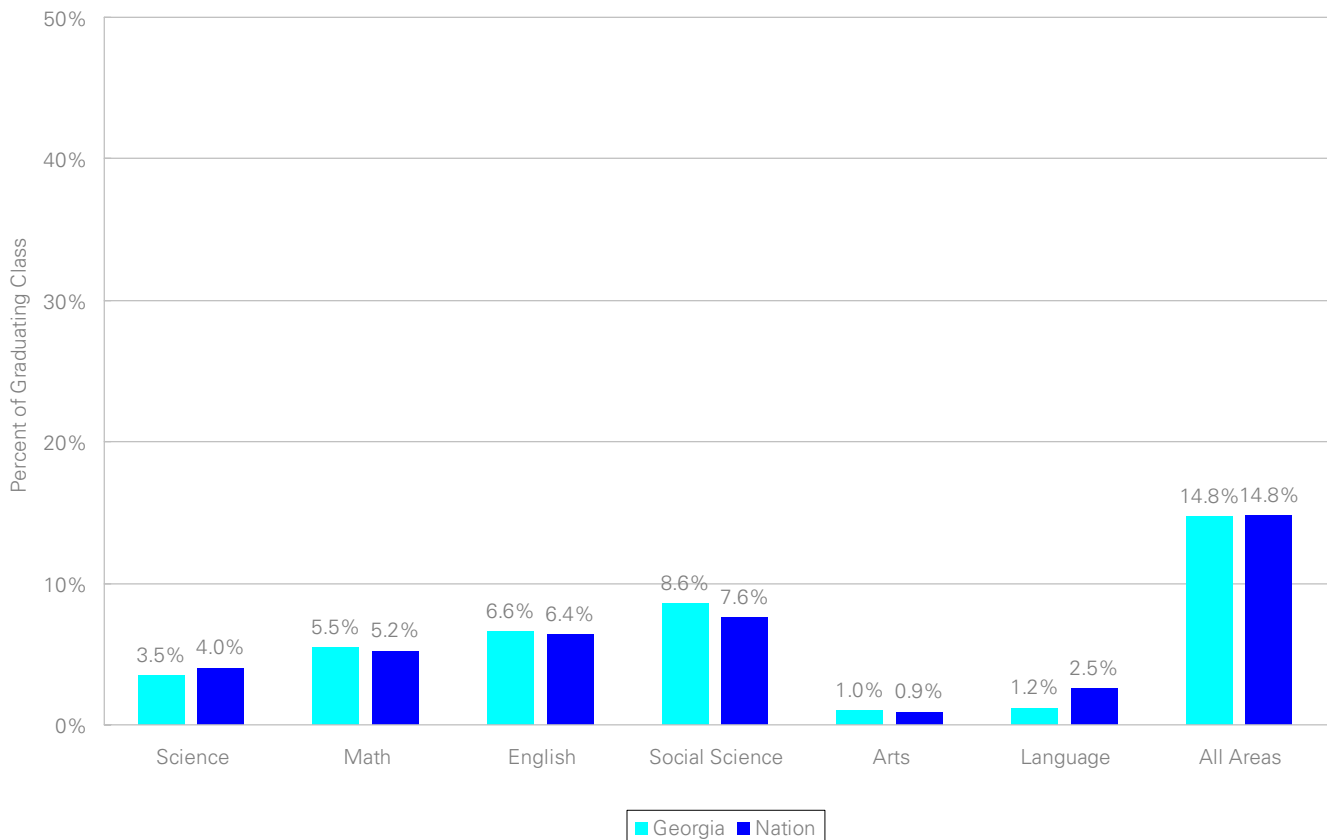
Georgia Public Schools

Cohort Data from the Public School Graduating Class of 2006**

AP Performance: The Graduating Class of 2006

- In Georgia, 14.8% of the Public School graduating class of 2006 scored 3 or higher on an AP Exam at some point in their high school career: this compares to 14.8% for the Nation.
- In Georgia, 8.6% of the Public School graduating class of 2006 scored 3 or higher on one or more Social Science AP Exams: more than any other subject area.***

Percent of the AP Georgia Public School Graduating Seniors Class of 2006 who scored 3 or higher on an AP Exam during High School by Subject Area



**The graduating class of 2006 is the overall number of public school students graduating from high school in 2006, as projected in *Knocking at the College Door* (2003), Western Interstate Commission for Higher Education.

***Science is comprised of Biology, Chemistry, Environmental Science, Physics B, Physics C: Electricity & Magnetism, and Physics C: Mechanics. Math is comprised of Calculus AB, Calculus BC, Computer Science A, Computer Science AB, and Statistics. English is comprised of English Language & Composition and English Literature & Composition. Social Science is comprised of Economics Macro, Economics Micro, European History, Government & Politics Comparative, Government & Politics U.S., Human Geography, Psychology, U.S. History, and World History. Arts is comprised of Art History, Music Theory, Studio Art: 2-D Design, Studio Art: 3-D Design, and Studio Art: Drawing. Language is comprised of French Literature, French Language, German Language, Italian Language and Culture, Latin Literature, Latin Vergil, Spanish Language, and Spanish Literature.