

Texas Public Schools

Advanced Placement: Student Participation

9.6% increase in the number of students participating between 2005 and 2006

In 2006: 114,780 Texas Public School Students took AP Exams

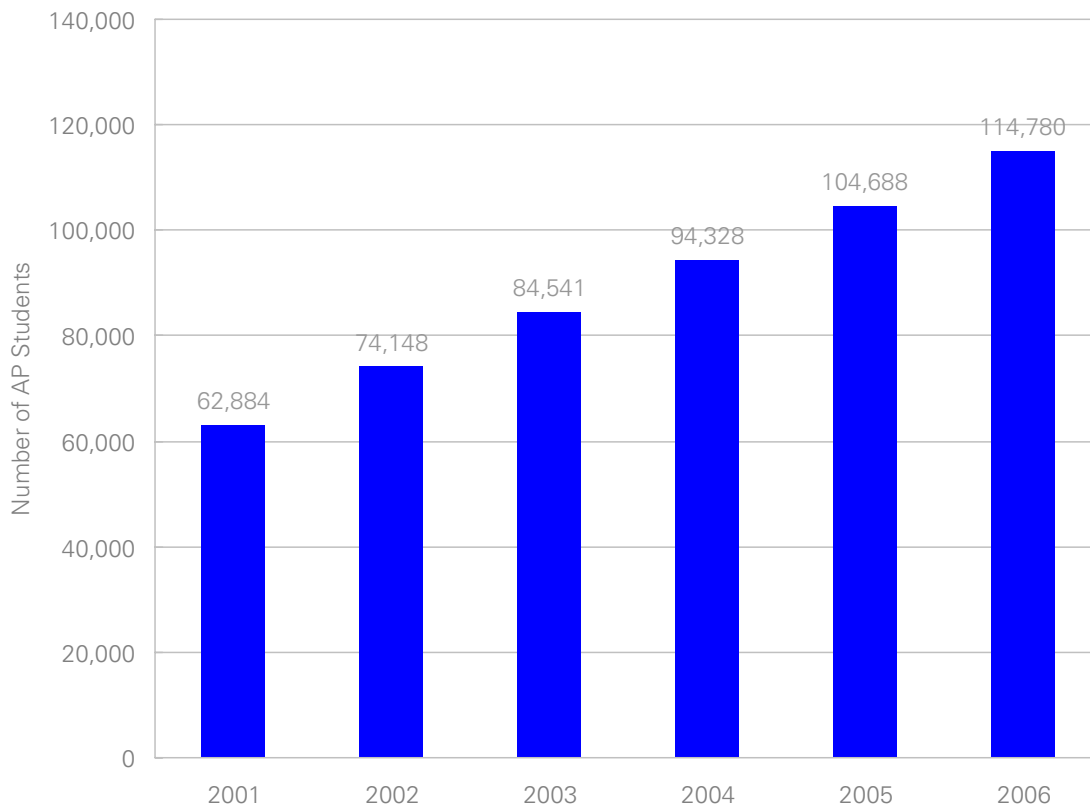
In 2005: 104,688 Texas Public School Students took AP Exams

In 2001: 62,884 Texas Public School Students took AP Exams

In 1996: 28,351 Texas Public School Students took AP Exams

- Since 2001, the number of Texas Public School students participating in AP increased by 51,896 or 82.5%.
- In comparison, between 1996 and 2001, the number of Texas Public School students participating in AP increased by 34,533 or 121.8%.

Texas Public School Student AP Participation: 2001-2006



Texas: AP Students by Year

Texas Public Schools

Advanced Placement: Exams Taken

9.8% increase in the number of AP Exams taken between 2005 and 2006

In 2006: Texas Public School Students took 209,328 AP Exams

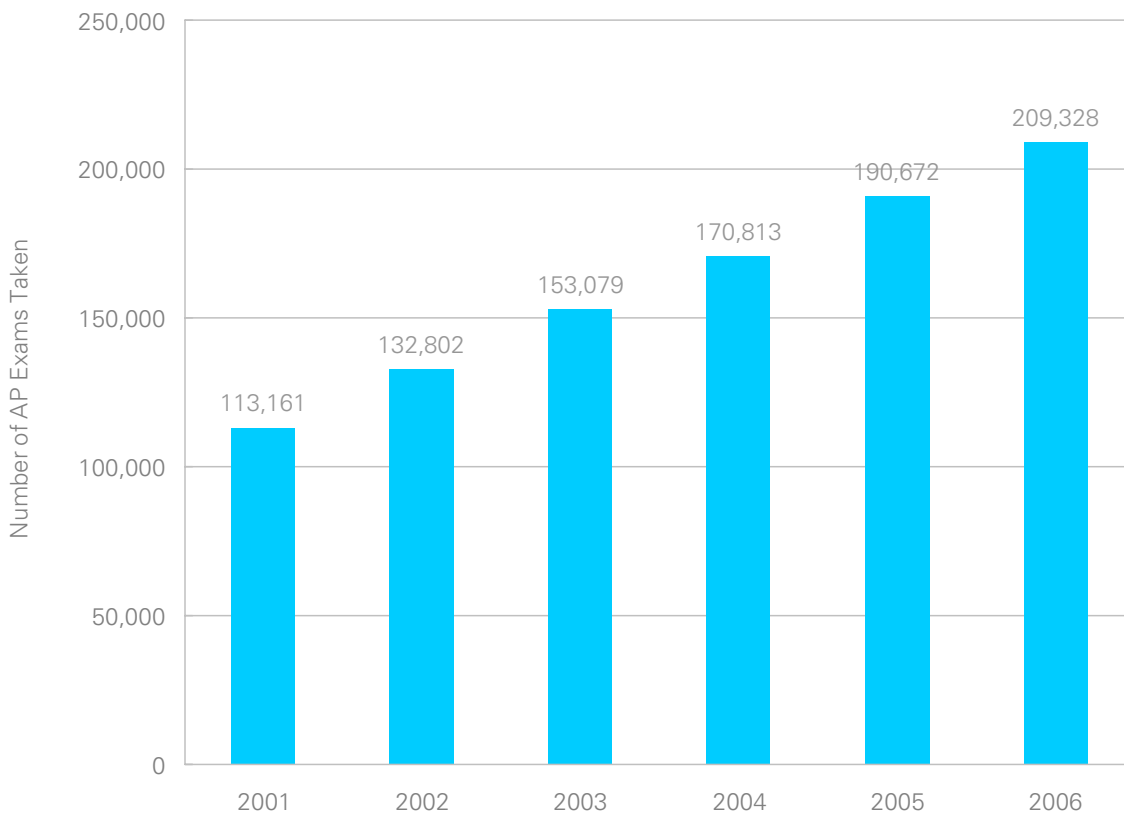
In 2005: Texas Public School Students took 190,672 AP Exams

In 2001: Texas Public School Students took 113,161 AP Exams

In 1996: Texas Public School Students took 46,237 AP Exams

- Since 2001, the number of AP Exams taken by Texas Public School students increased by 96,167 or 85.0%.
- In comparison, between 1996 and 2001, the number of AP Exams taken by Texas Public School students increased by 66,924 or 144.7%.

AP Exams taken by Texas Public School Students: 2001-2006



Texas: AP Exams by Year

Texas Public Schools

Advanced Placement: Exams Scored 3 or higher

9.6% increase in the number of AP Exams scored 3 or higher between 2005 and 2006

In 2006: Texas Public School Students scored 3 or higher on 98,424 AP Exams

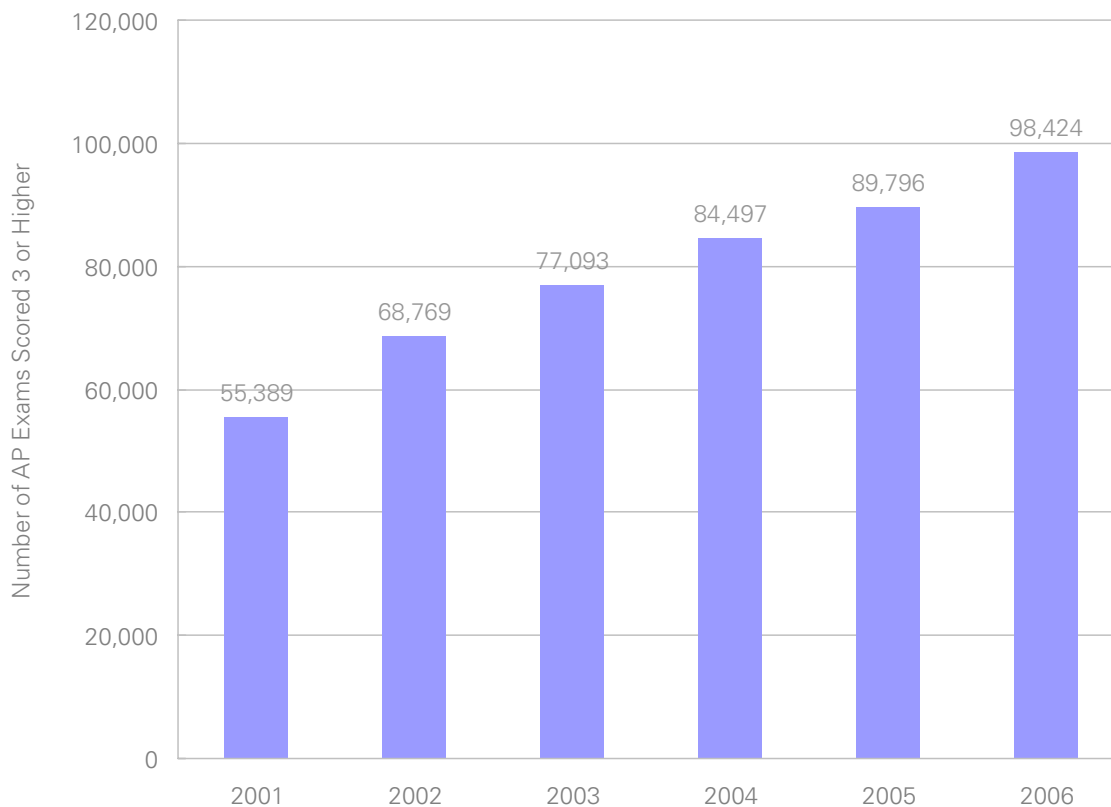
In 2005: Texas Public School Students scored 3 or higher on 89,796 AP Exams

In 2001: Texas Public School Students scored 3 or higher on 55,389 AP Exams

In 1996: Texas Public School Students scored 3 or higher on 28,164 AP Exams

- Since 2001, the number of AP Exams scored 3 or higher taken by Texas Public School students increased by 43,035 or 77.7%.
- In comparison, between 1996 and 2001, the number of AP Exams scored 3 or higher taken by Texas Public School students increased by 27,225 or 96.7%.

AP Exams Scored 3 or Higher by Texas Public School Students: 2001-2006



Texas: AP Exams 3 or Higher by Year

Texas Public Schools

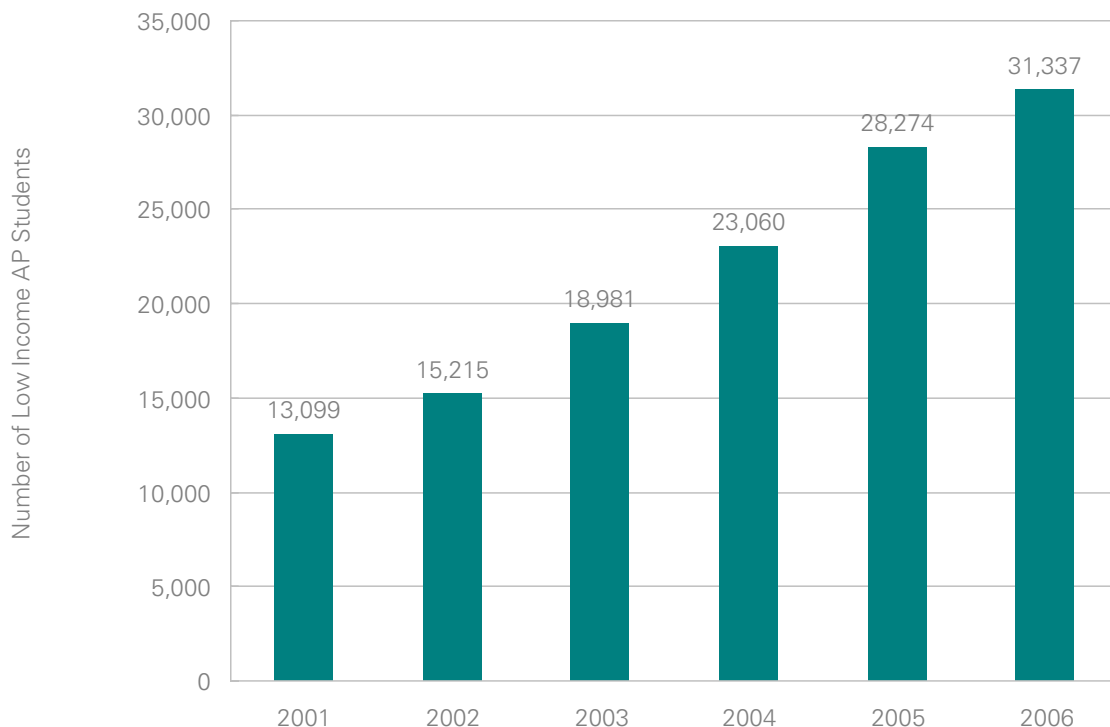
Exams Taken by Low Income Students

- Since 2001, the number of AP Exams taken by Low Income Texas Public School students increased by 29,819 (to 51,262).
- In comparison, the number of AP Exams taken by Low Income Texas Public School students between 1996 and 2001 increased by 16,442.*

Participation among Low Income Students

- Since 2001, the number of Low Income AP Public School students has increased by 18,238 (to 31,337).
- In comparison, the number of AP of Low Income AP Public School students between 1996 and 2001 increased by 9,683.*

Texas Public School Student AP Participation among Low Income Students: 2001-2006



Texas: Low Income AP Students by Year

*Low income students are identified by exam fee waivers. Fee waivers are awarded for a variety of reasons, including financial need. Prior to 2002, fee waivers were not categorized by type (financial need or other) and all exams with fee waivers were regarded as having been taken by low income students. In 2002 and thereafter, only financially motivated fee waivers are used to identify exams taken by low income students.

Texas Public Schools

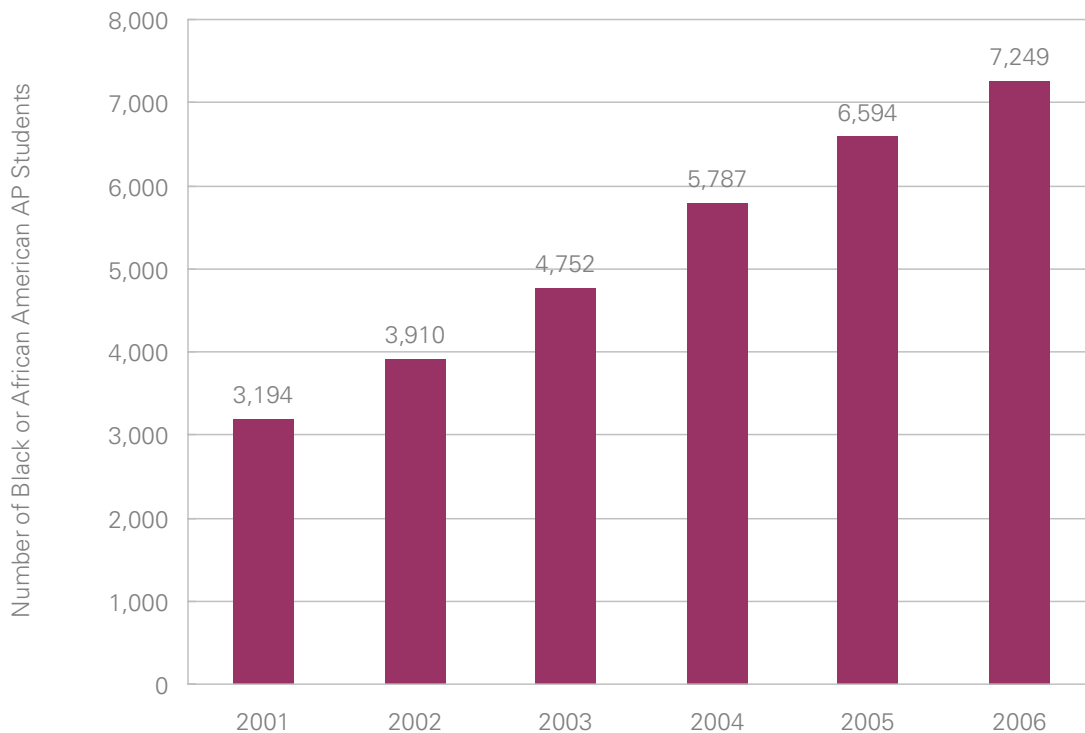
Exams Taken by Black or African American Students:

- Since 2001, the number of AP Exams taken by Black or African American Texas Public School students has increased by 6,537 (to 11,781).
- In comparison, the number of AP Exams taken by Black or African American Texas Public School students between 1996 and 2001 increased by 3,605.

Participation among Black or African American Students:

- Since 2001, the number of Black or African American AP Public School students has increased by 4,055 (to 7,249).
- In comparison, the number of AP of Black or African American AP Public School students between 1996 and 2001 increased by 2,041.

Texas Public School Student AP Participation among Black or African American Students: 2001-2006



Texas: AP Black or African American Students by Year

Texas Public Schools

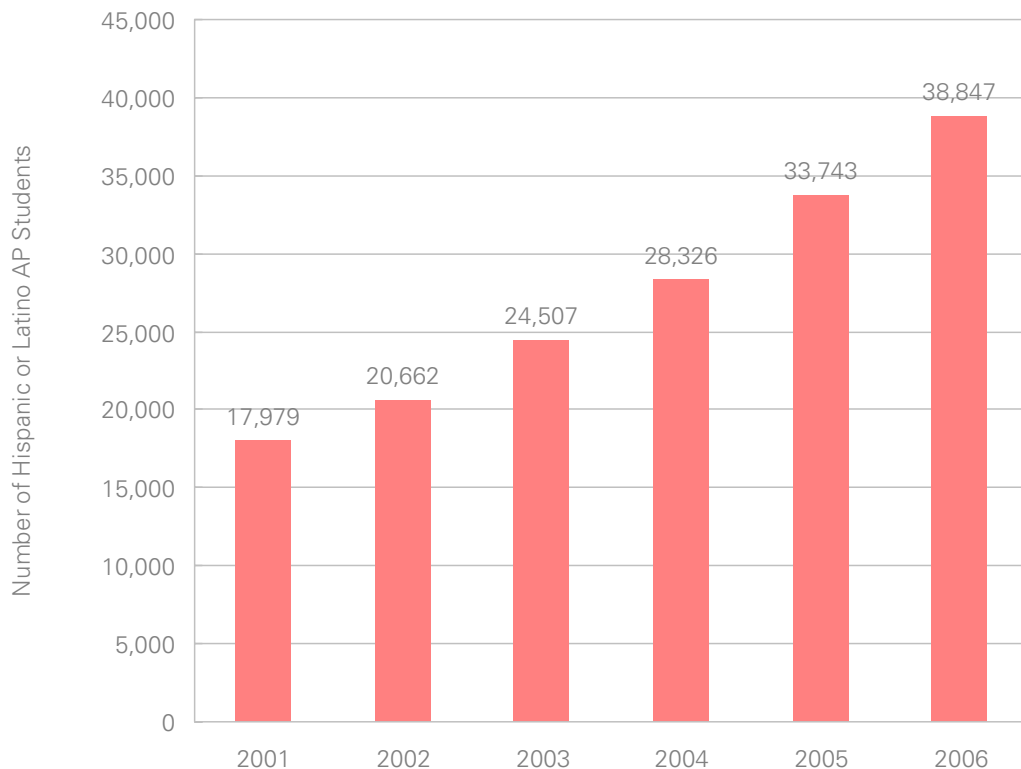
Exams Taken by Hispanic or Latino Students:

- Since 2001, the number of AP Exams taken by Hispanic or Latino Texas Public School students has increased by 33,201 (to 61,546).
- By contrast, the number of AP Exams taken by Hispanic or Latino Texas Public School students between 1996 and 2001 increased by 20,810.

Participation among Hispanic or Latino Students:

- Since 2001, the number of Hispanic or Latino AP Public School students increased by 20,868 (to 38,847).
- In comparison, the number of AP of Hispanic or Latino AP Public School students between 1996 and 2001 increased by 12,557.

Texas Public School Student AP Participation among Hispanic or Latino Students: 2001-2006



Texas: AP Hispanic or Latino Students by Year

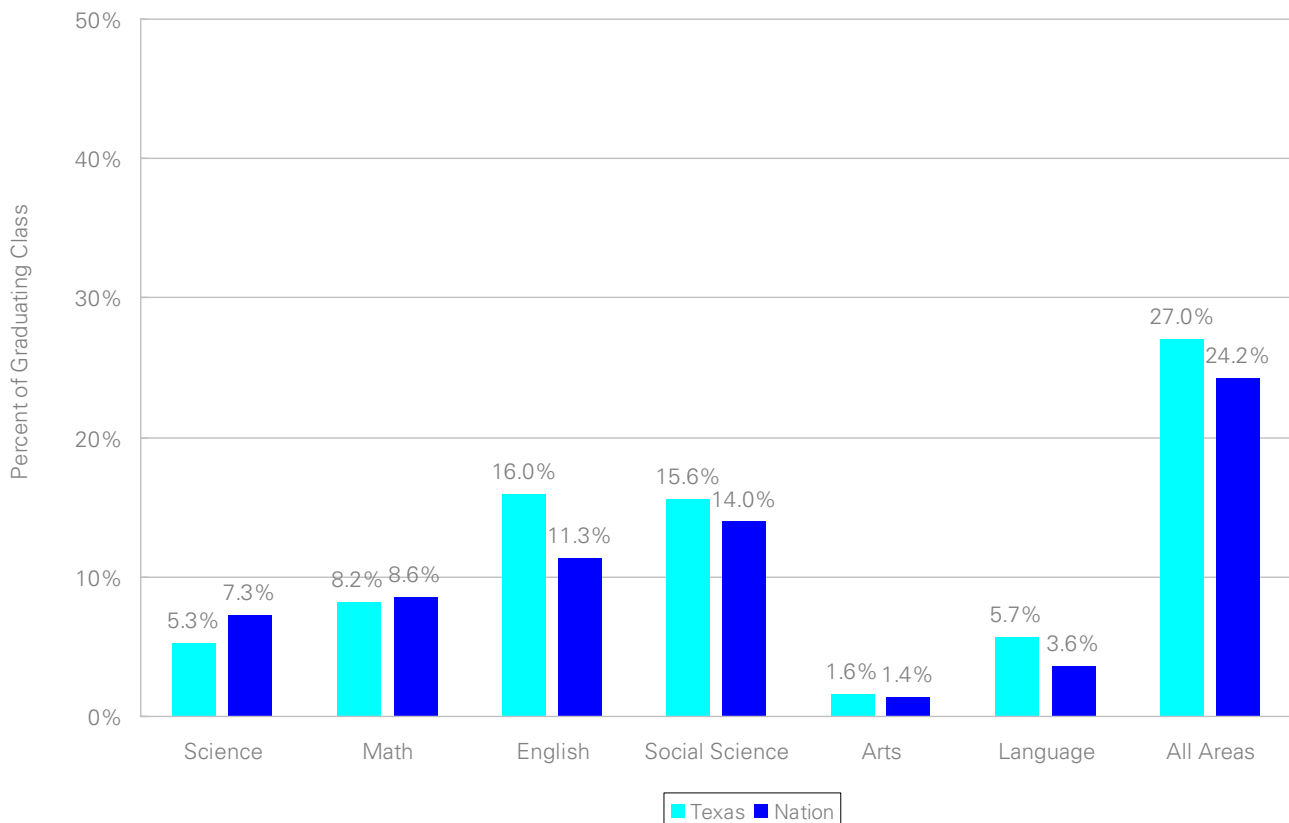
Texas Public Schools

Cohort Data from the Public School Graduating Class of 2006**

AP Participation: The Graduating Class of 2006

- In Texas, 27.0% of the Public School graduating class of 2006 has taken an AP Exam at some point in their high school career: this compares to 24.2% for the Nation.
- In Texas, 16.0% of the Public School graduating class of 2006 took one or more English AP Exams: more than any other subject area.***

Percent of the Texas Public School Graduating Seniors Class of 2006 who have taken an AP Exam during High School by Subject Area



**The graduating class of 2006 is the overall number of public school students graduating from high school in 2006, as projected in *Knocking at the College Door* (2003), Western Interstate Commission for Higher Education.

***Science is comprised of Biology, Chemistry, Environmental Science, Physics B, Physics C: Electricity & Magnetism, and Physics C: Mechanics. Math is comprised of Calculus AB, Calculus BC, Computer Science A, Computer Science AB, and Statistics. English is comprised of English Language & Composition and English Literature & Composition. Social Science is comprised of Economics Macro, Economics Micro, European History, Government & Politics Comparative, Government & Politics U.S., Human Geography, Psychology, U.S. History, and World History. Arts is comprised of Art History, Music Theory, Studio Art: 2-D Design, Studio Art: 3-D Design, and Studio Art: Drawing. Language is comprised of French Literature, French Language, German Language, Italian Language and Culture, Latin Literature, Latin Vergil, Spanish Language, and Spanish Literature.

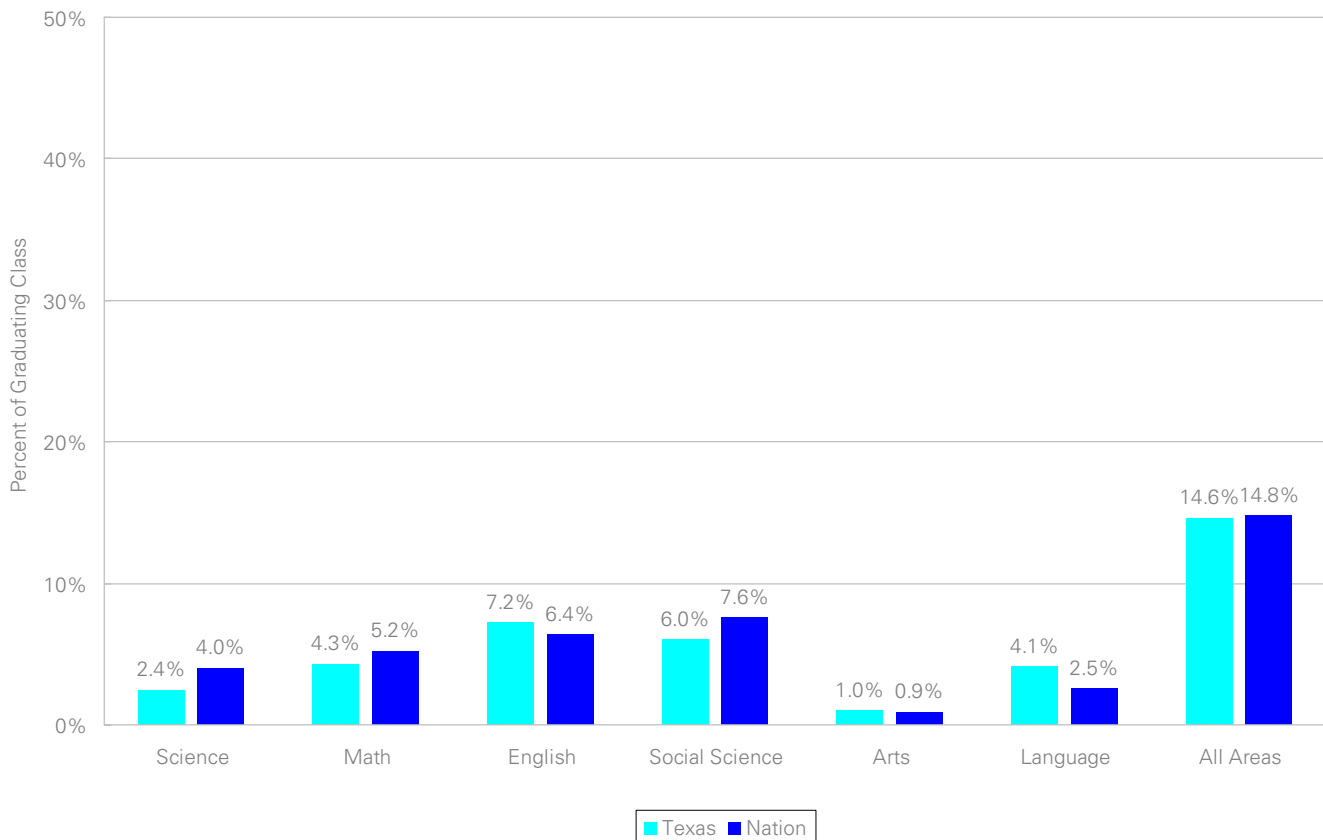
Texas Public Schools

Cohort Data from the Public School Graduating Class of 2006**

AP Performance: The Graduating Class of 2006

- In Texas, 14.6% of the Public School graduating class of 2006 scored 3 or higher on an AP Exam at some point in their high school career: this compares to 14.8% for the Nation.
- In Texas, 7.2% of the Public School graduating class of 2006 scored 3 or higher on one or more English AP Exams: more than any other subject area.***

Percent of the AP Texas Public School Graduating Seniors Class of 2006 who scored 3 or higher on an AP Exam during High School by Subject Area



**The graduating class of 2006 is the overall number of public school students graduating from high school in 2006, as projected in *Knocking at the College Door* (2003), Western Interstate Commission for Higher Education.

***Science is comprised of Biology, Chemistry, Environmental Science, Physics B, Physics C: Electricity & Magnetism, and Physics C: Mechanics. Math is comprised of Calculus AB, Calculus BC, Computer Science A, Computer Science AB, and Statistics. English is comprised of English Language & Composition and English Literature & Composition. Social Science is comprised of Economics Macro, Economics Micro, European History, Government & Politics Comparative, Government & Politics U.S., Human Geography, Psychology, U.S. History, and World History. Arts is comprised of Art History, Music Theory, Studio Art: 2-D Design, Studio Art: 3-D Design, and Studio Art: Drawing. Language is comprised of French Literature, French Language, German Language, Italian Language and Culture, Latin Literature, Latin Vergil, Spanish Language, and Spanish Literature.