

Utah Public Schools

Advanced Placement: Student Participation

4.5% increase in the number of students participating between 2005 and 2006

In 2006: 14,653 Utah Public School Students took AP Exams

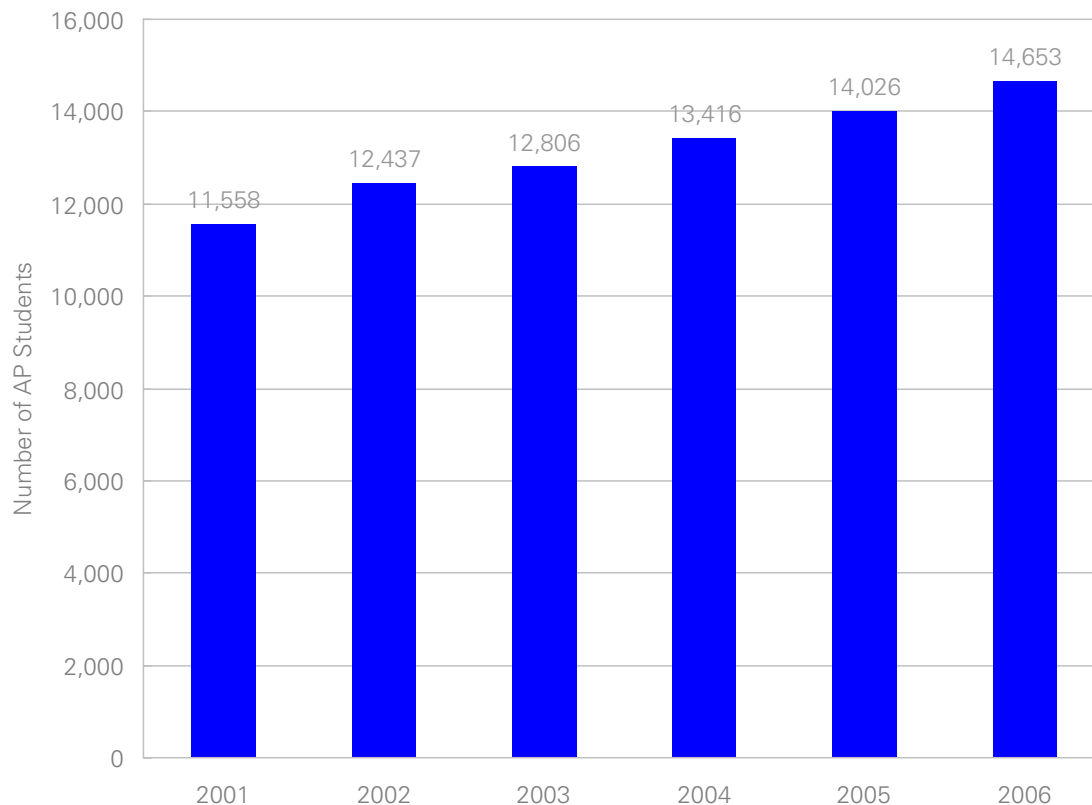
In 2005: 14,026 Utah Public School Students took AP Exams

In 2001: 11,558 Utah Public School Students took AP Exams

In 1996: 10,349 Utah Public School Students took AP Exams

- Since 2001, the number of Utah Public School students participating in AP increased by 3,095 or 26.8%.
- In comparison, between 1996 and 2001, the number of Utah Public School students participating in AP increased by 1,209 or 11.7%.

Utah Public School Student AP Participation: 2001-2006



Utah: AP Students by Year

Utah Public Schools

Advanced Placement: Exams Taken

2.8% increase in the number of AP Exams taken between 2005 and 2006

In 2006: Utah Public School Students took 23,668 AP Exams

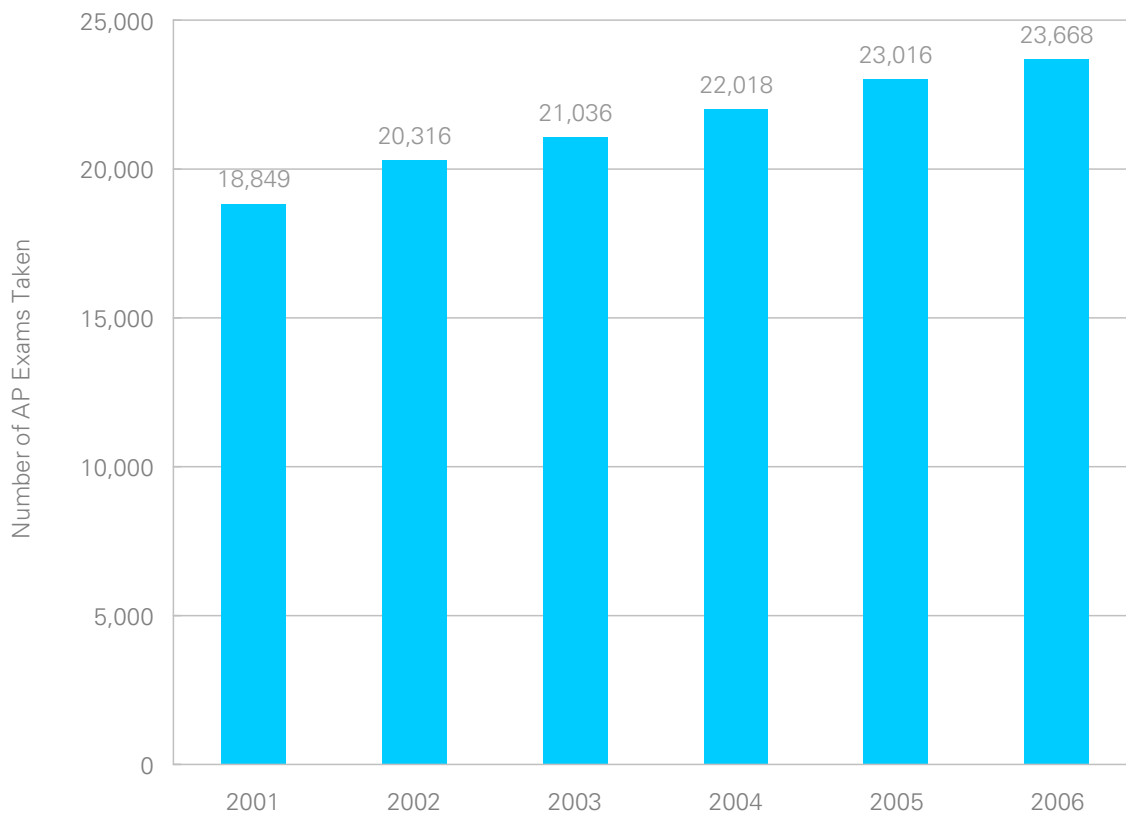
In 2005: Utah Public School Students took 23,016 AP Exams

In 2001: Utah Public School Students took 18,849 AP Exams

In 1996: Utah Public School Students took 16,123 AP Exams

- Since 2001, the number of AP Exams taken by Utah Public School students increased by 4,819 or 25.6%.
- In comparison, between 1996 and 2001, the number of AP Exams taken by Utah Public School students increased by 2,726 or 16.9%.

AP Exams taken by Utah Public School Students: 2001-2006



Utah: AP Exams by Year

Utah Public Schools

Advanced Placement: Exams Scored 3 or higher

2.2% increase in the number of AP Exams scored 3 or higher between 2005 and 2006

In 2006: Utah Public School Students scored 3 or higher on 15,508 AP Exams

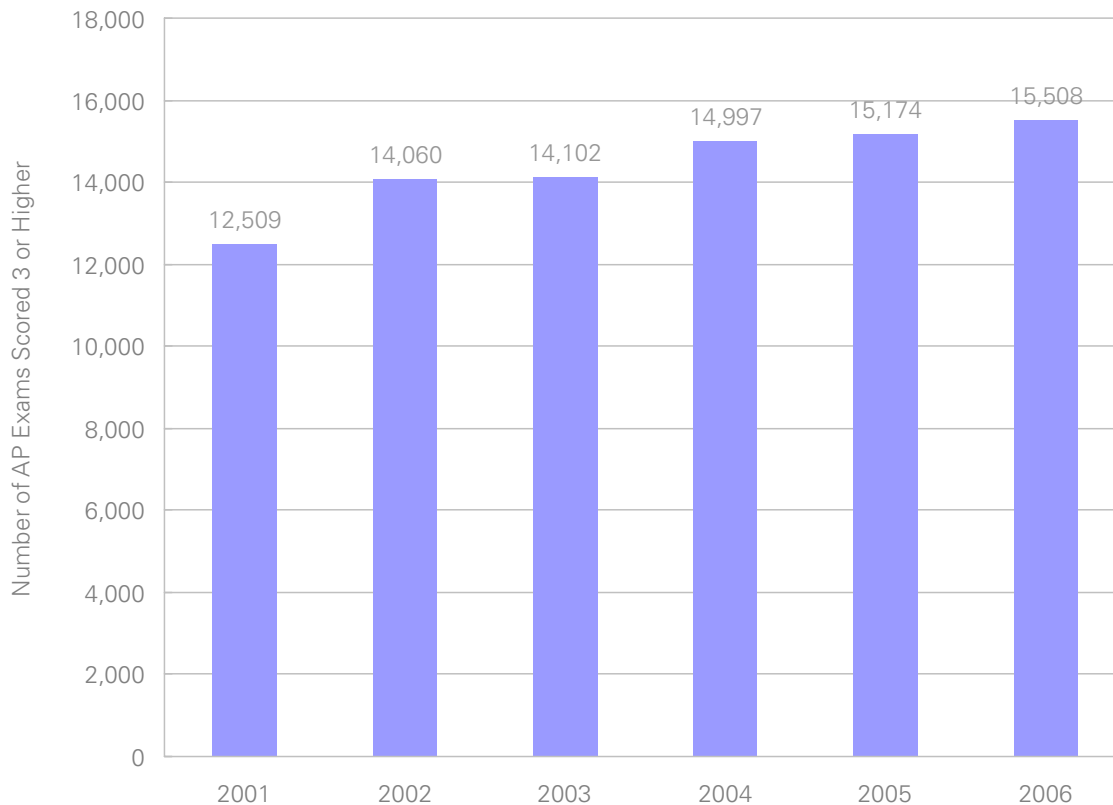
In 2005: Utah Public School Students scored 3 or higher on 15,174 AP Exams

In 2001: Utah Public School Students scored 3 or higher on 12,509 AP Exams

In 1996: Utah Public School Students scored 3 or higher on 11,142 AP Exams

- Since 2001, the number of AP Exams scored 3 or higher taken by Utah Public School students increased by 2,999 or 24.0%.
- In comparison, between 1996 and 2001, the number of AP Exams scored 3 or higher taken by Utah Public School students increased by 1,367 or 12.3%.

AP Exams Scored 3 or Higher by Utah Public School Students: 2001-2006



Utah: AP Exams 3 or Higher by Year

Utah Public Schools

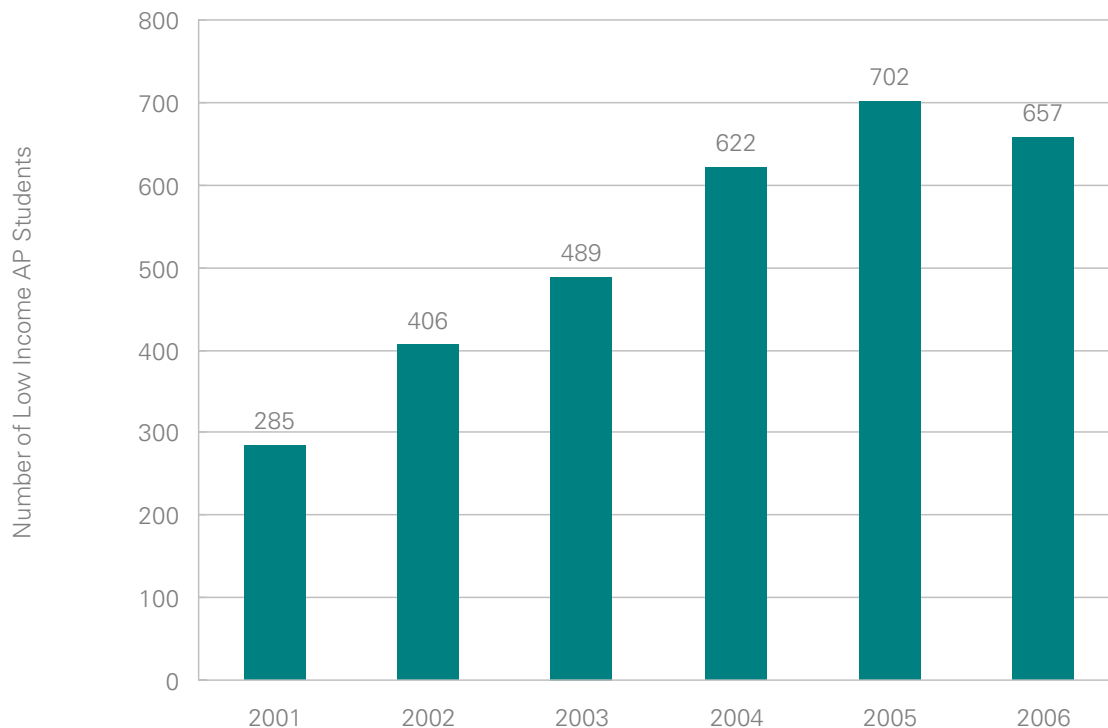
Exams Taken by Low Income Students

- Since 2001, the number of AP Exams taken by Low Income Utah Public School students increased by 578 (to 1,084).
- In comparison, the number of AP Exams taken by Low Income Utah Public School students between 1996 and 2001 increased by 51.*

Participation among Low Income Students

- Since 2001, the number of Low Income AP Public School students has increased by 372 (to 657).
- In comparison, the number of AP of Low Income AP Public School students between 1996 and 2001 increased by 38.*

Utah Public School Student AP Participation among Low Income Students: 2001-2006



Utah: Low Income AP Students by Year

*Low income students are identified by exam fee waivers. Fee waivers are awarded for a variety of reasons, including financial need. Prior to 2002, fee waivers were not categorized by type (financial need or other) and all exams with fee waivers were regarded as having been taken by low income students. In 2002 and thereafter, only financially motivated fee waivers are used to identify exams taken by low income students.

Utah Public Schools

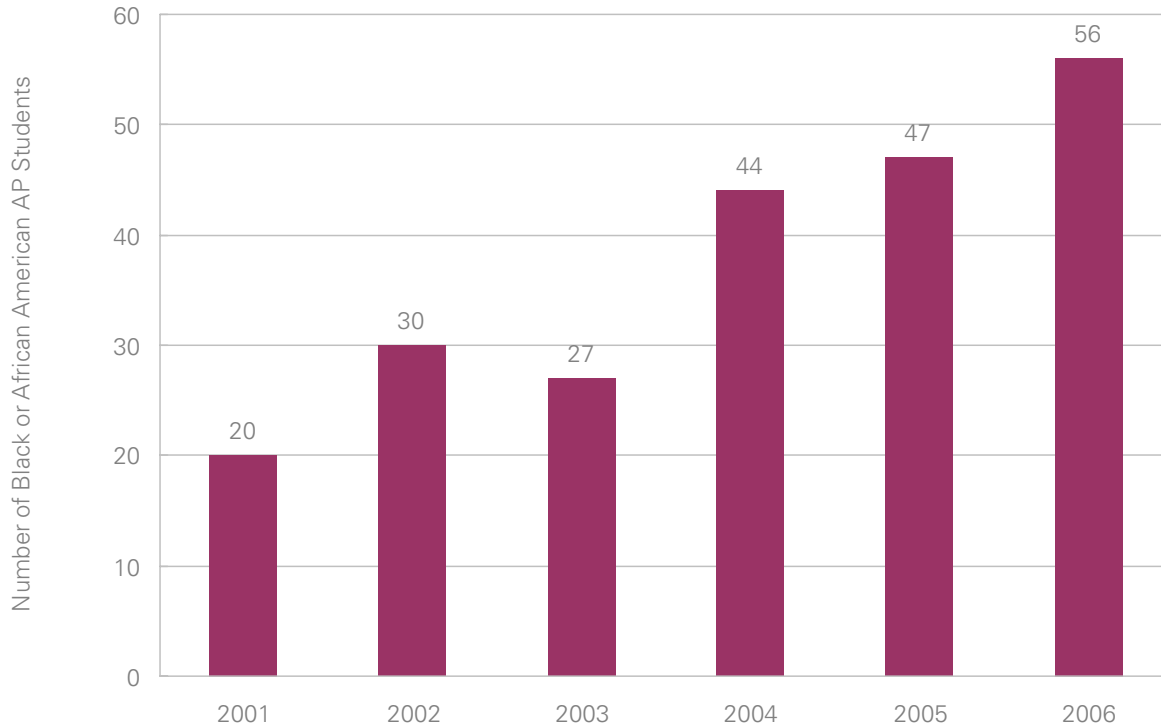
Exams Taken by Black or African American Students:

- Since 2001, the number of AP Exams taken by Black or African American Utah Public School students has increased by 59 (to 85).
- In comparison, the number of AP Exams taken by Black or African American Utah Public School students between 1996 and 2001 increased by 4.

Participation among Black or African American Students:

- Since 2001, the number of Black or African American AP Public School students has increased by 36 (to 56).
- In comparison, the number of AP of Black or African American AP Public School students between 1996 and 2001 increased by 8.

Utah Public School Student AP Participation among Black or African American Students: 2001-2006



Utah: AP Black or African American Students by Year

Utah Public Schools

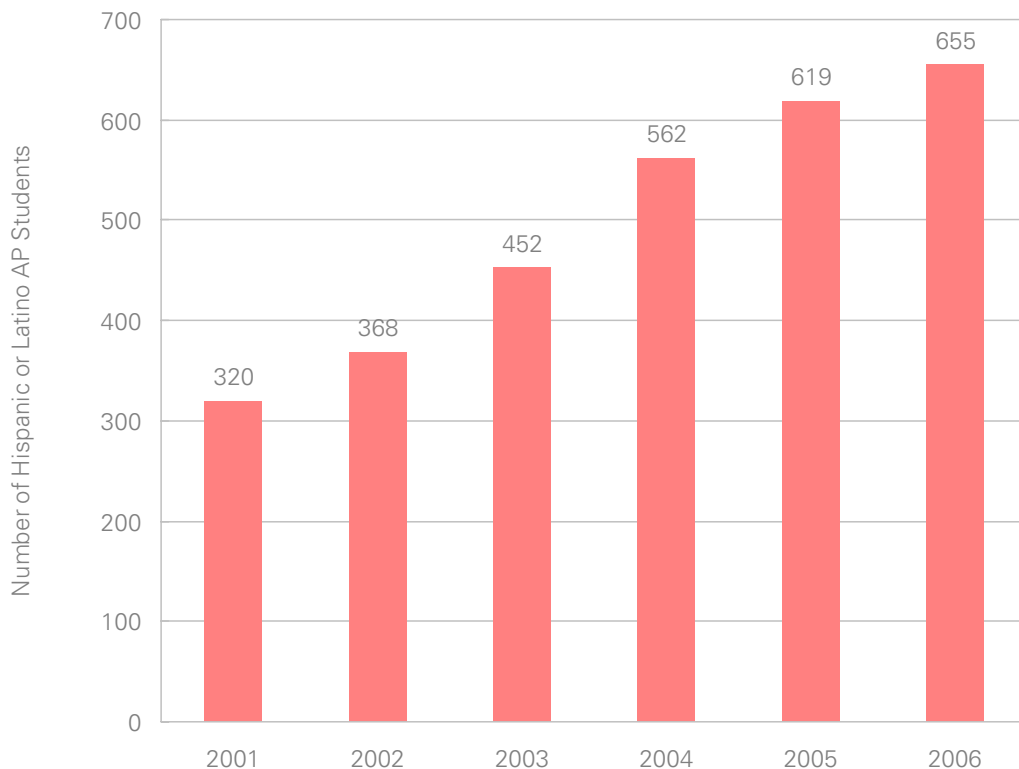
Exams Taken by Hispanic or Latino Students:

- Since 2001, the number of AP Exams taken by Hispanic or Latino Utah Public School students has increased by 491 (to 952).
- By contrast, the number of AP Exams taken by Hispanic or Latino Utah Public School students between 1996 and 2001 increased by 232.

Participation among Hispanic or Latino Students:

- Since 2001, the number of Hispanic or Latino AP Public School students increased by 335 (to 655).
- In comparison, the number of AP of Hispanic or Latino AP Public School students between 1996 and 2001 increased by 161.

Utah Public School Student AP Participation among Hispanic or Latino Students: 2001-2006



Utah: AP Hispanic or Latino Students by Year

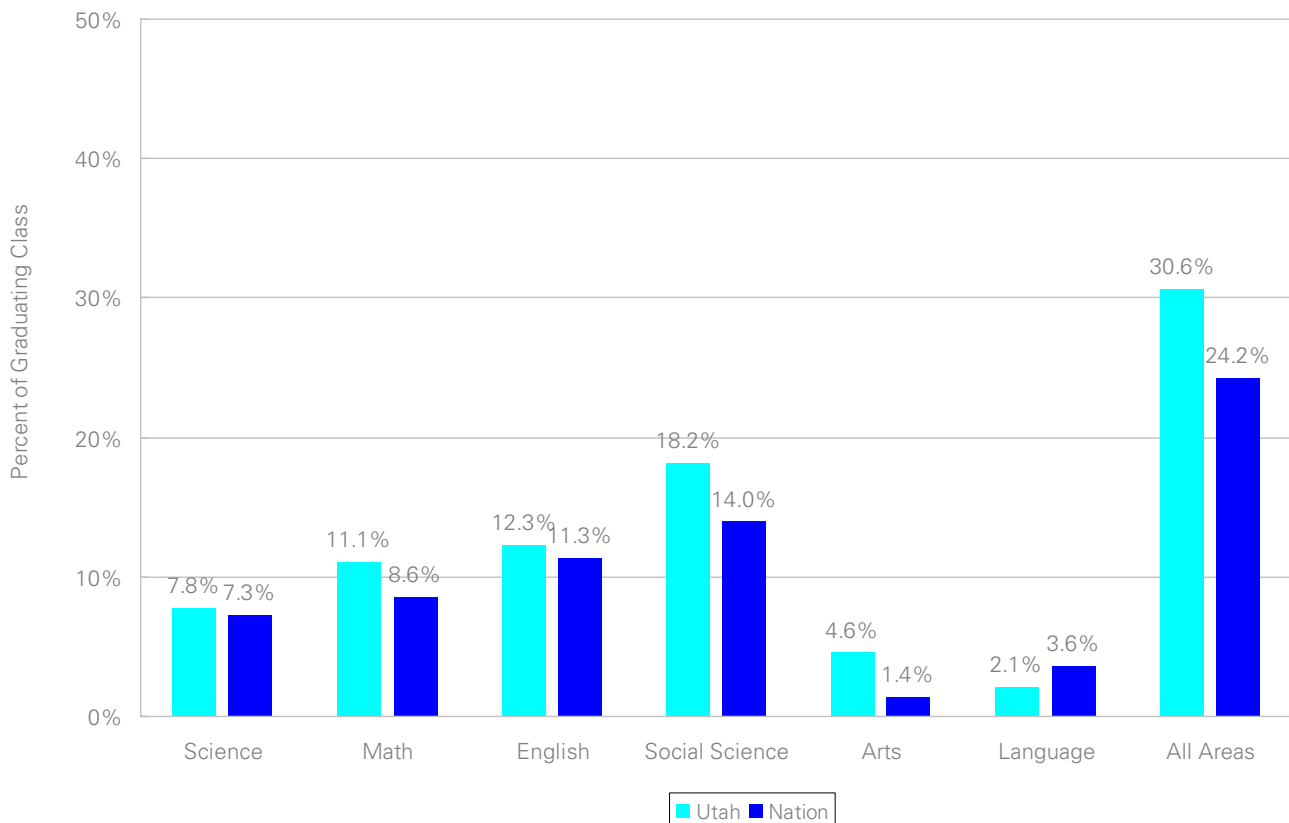
Utah Public Schools

Cohort Data from the Public School Graduating Class of 2006**

AP Participation: The Graduating Class of 2006

- In Utah, 30.6% of the Public School graduating class of 2006 has taken an AP Exam at some point in their high school career: this compares to 24.2% for the Nation.
- In Utah, 18.2% of the Public School graduating class of 2006 took one or more Social Science AP Exams: more than any other subject area.***

Percent of the Utah Public School Graduating Seniors Class of 2006 who have taken an AP Exam during High School by Subject Area



**The graduating class of 2006 is the overall number of public school students graduating from high school in 2006, as projected in *Knocking at the College Door* (2003), Western Interstate Commission for Higher Education.

***Science is comprised of Biology, Chemistry, Environmental Science, Physics B, Physics C: Electricity & Magnetism, and Physics C: Mechanics. Math is comprised of Calculus AB, Calculus BC, Computer Science A, Computer Science AB, and Statistics. English is comprised of English Language & Composition and English Literature & Composition. Social Science is comprised of Economics Macro, Economics Micro, European History, Government & Politics Comparative, Government & Politics U.S., Human Geography, Psychology, U.S. History, and World History. Arts is comprised of Art History, Music Theory, Studio Art: 2-D Design, Studio Art: 3-D Design, and Studio Art: Drawing. Language is comprised of French Literature, French Language, German Language, Italian Language and Culture, Latin Literature, Latin Vergil, Spanish Language, and Spanish Literature.

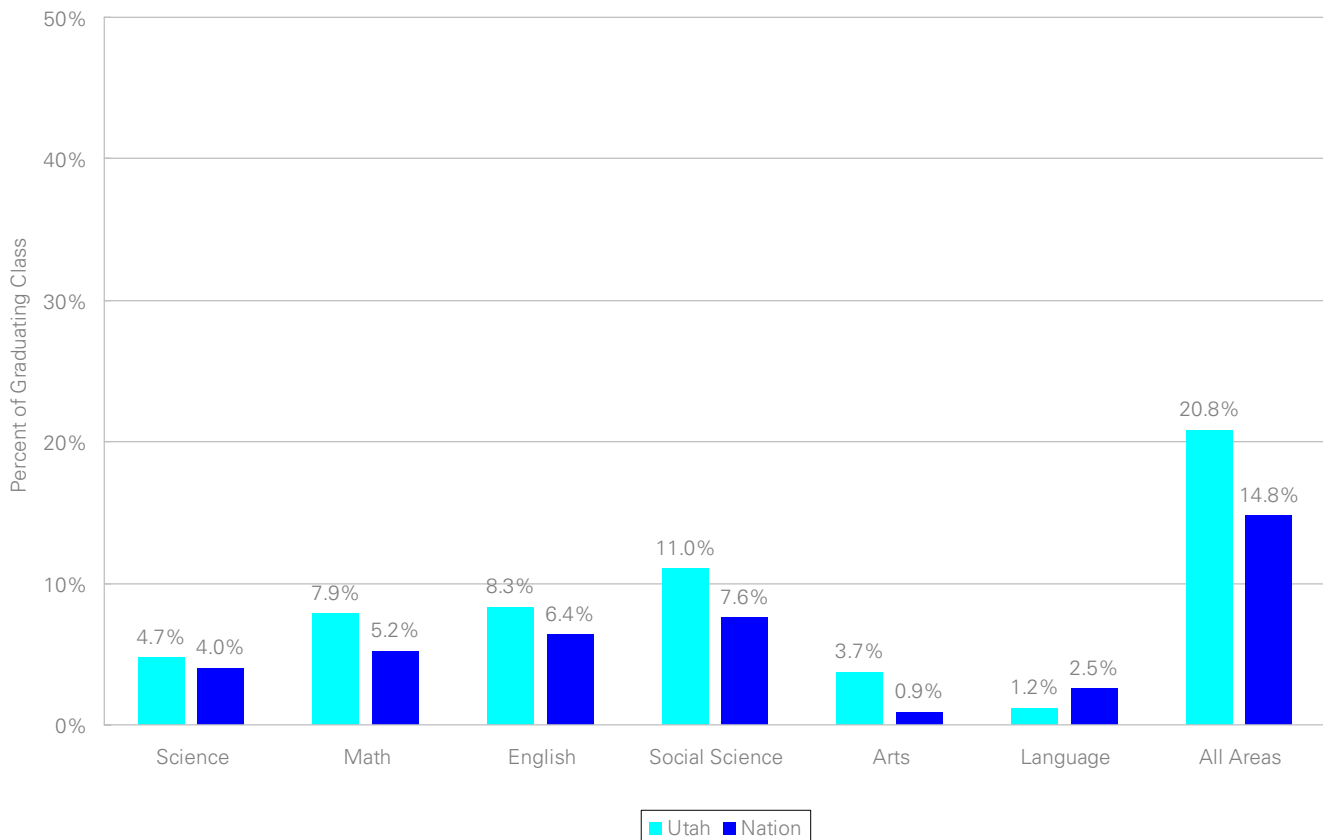
Utah Public Schools

Cohort Data from the Public School Graduating Class of 2006**

AP Performance: The Graduating Class of 2006

- In Utah, 20.8% of the Public School graduating class of 2006 scored 3 or higher on an AP Exam at some point in their high school career: this compares to 14.8% for the Nation.
- In Utah, 11.0% of the Public School graduating class of 2006 scored 3 or higher on one or more Social Science AP Exams: more than any other subject area.***

Percent of the AP Utah Public School Graduating Seniors Class of 2006 who scored 3 or higher on an AP Exam during High School by Subject Area



**The graduating class of 2006 is the overall number of public school students graduating from high school in 2006, as projected in *Knocking at the College Door* (2003), Western Interstate Commission for Higher Education.

***Science is comprised of Biology, Chemistry, Environmental Science, Physics B, Physics C: Electricity & Magnetism, and Physics C: Mechanics. Math is comprised of Calculus AB, Calculus BC, Computer Science A, Computer Science AB, and Statistics. English is comprised of English Language & Composition and English Literature & Composition. Social Science is comprised of Economics Macro, Economics Micro, European History, Government & Politics Comparative, Government & Politics U.S., Human Geography, Psychology, U.S. History, and World History. Arts is comprised of Art History, Music Theory, Studio Art: 2-D Design, Studio Art: 3-D Design, and Studio Art: Drawing. Language is comprised of French Literature, French Language, German Language, Italian Language and Culture, Latin Literature, Latin Vergil, Spanish Language, and Spanish Literature.